

# NEW YORK



WHITE



ALMOND




GREY



BLACK



GRES PORCELLANATO SMALTATO - GLAZED  
PORCELAIN STONEWARE - GRES CERAME EMAILLE  
GLASIERTES FEINSTEINZEUG - GRES PORCELÁNICO  
ESMALTADO - ГЛАЗУРОВАННЫЙ КЕРАМОГРАНИТ




6x25 (2 1/8"x10")

Spessore/Thickness 10 mm



## NEW YORK WHITE







NEW YORK  
BLACK+WHITE

# NEW YORK

## WHITE



**J85677**  
6x25 (2 1/3"x10")

IMAGE WHITE  
(comp. 18 pz - set 18 pcs.)



**J85876**  
6x25 (2 1/3"x10")



Scof (ASTM): 0,81 - 0,74  
Dcof: 0,65  
Pendulum: 55 - 48

FIRMA WHITE



**J85875**  
6x25 (2 1/3"x10")

GOOD MORNING MIX




**J86217**  
6x25 (2 1/3"x10")




ABBINAMENTI SUGGERITI  
SUGGESTED MATCHINGS  
COMBINAISON CONSEILLE  
KOMBINATIONSVORSCHLÄGE  
ПРЕДЛАГАЕМЫЕ СОЧЕТАНИЯ

### CHALET



### GALAXY



### BRICOLA




### VISUAL



### TABULA



### AMARCORD





# NEW YORK



Scof (ASTM): 0,81 - 0,74  
Dcof: 0,65  
Pendulum: 55 - 48

## ALMOND




**J85675**  
6x25 (2 1/3"x10")

FIRMA ALMOND



**J85872**  
6x25 (2 1/3"x10")



ABBINAMENTI SUGGERITI / SUGGESTED MATCHINGS  
COMBINAISON CONSEILLE / KOMBINATIONSVORSCHLÄGE  
ПРЕДЛАГАЕМЫЕ СОЧЕТАНИЯ

## BLACK

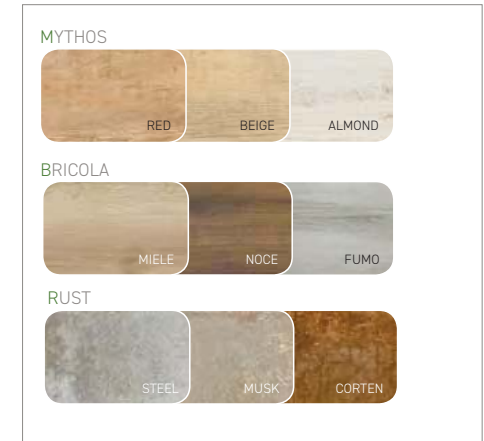


**J85676**  
6x25 (2 1/3"x10")

FIRMA BLACK



**J85873**  
6x25 (2 1/3"x10")



ABBINAMENTI SUGGERITI / SUGGESTED MATCHINGS  
COMBINAISON CONSEILLE / KOMBINATIONSVORSCHLÄGE  
ПРЕДЛАГАЕМЫЕ СОЧЕТАНИЯ

## GREY




**J85860**  
6x25 (2 1/3"x10")

FIRMA GREY

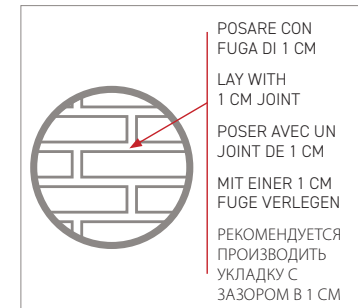


**J85874**  
6x25 (2 1/3"x10")



ABBINAMENTI SUGGERITI / SUGGESTED MATCHINGS  
COMBINAISON CONSEILLE / KOMBINATIONSVORSCHLÄGE  
ПРЕДЛАГАЕМЫЕ СОЧЕТАНИЯ

	6x25 (2 1/3"x10")	Angolo 12x25x6 (4 3/4"x10x" 2 1/3")
White	J85677	J85715
Almond	J85675	J85713
Grey	J85860	J85861
Black	J85676	J85714



FORMATO - SIZE - FORMAT FORMAT - FORMATO - ФОРМАТ	SPESS. THICKN.	PZ/BOX	M <sup>2</sup> /BOX COMPRESA FUGA DI 1 CM 1 CM JOINT INCLUDED	KG/M <sup>2</sup>	BOX/ PALLET	M <sup>2</sup> / PALLET	KG/ PALLET	EURO < 1 PALLET	EURO ≥ 1 PALLET
6x25 (2 1/3"x10")	Φ10 mm	32	0,58	16,9	100	58	980,2	64,90 m <sup>2</sup>	56,40 m <sup>2</sup>
Firma 6x25 (2 1/3"x10")	Φ10 mm	3						11,70 pz/pce	
Image White 6x25 (2 1/3"x10")	Φ10 mm	1 cp/set						195,00 cp/set	
Good Morning Mix 6x25 (2 1/3"x10")	Φ10 mm	6						19,40 pz/pce	
Angolo 12x25x6 (4 3/4"x10x" 2 1/3")	Φ10 mm	12						15,00 pz/pce	

Contributo spese imballo € 10,00/pal (netto). - Packing charges € 10,00/pal (net)