



FS Yard

Single fired floor tiles



FS Aurora Black




FS Yard Black

FS Yard

Single fired floor tiles



FSYARD Black



FSYARD Blue



FSYARD Sage



FS-0

13 patterns



M. FS FRINGE White




M. FS FRINGE Black



M. FS FRINGE Blue



M. FS FRINGE Sage



D. FS FRINGE White



D. FS FRINGE Black

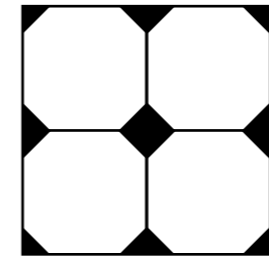


D. FS FRINGE Blue



D. FS FRINGE Sage

FS YARD



10 patterns

45 * 45 * 1,05 cm | 18 * 18"

NO RECTIFIED	NATURAL
	BN14

FS YARD BLACK 26173

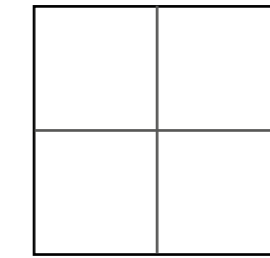
FS YARD BLUE 26174

FS YARD SAGE 26175

FS-0 13305

27779 L. FS BRASS/22,3 _
22,3 * 1 * 1 cm | 9 * 0,4" _ P43

FS ORIGINAL

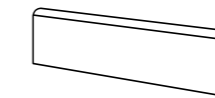


10 patterns

45 * 45 * 1,05 cm | 18 * 18"


NO RECTIFIED	NATURAL
	BN14

FS-0 13305



Rodapie - Skirting (R. FS 0)
8 * 45 cm | 3 * 18" P8

M. FS FRINGE



5 * 24 cm | 2 * 9"

gloss	NO RECTIFIED	NATURAL
		P14

M. FS FRINGE BLACK 27937

M. FS FRINGE BLUE 27938

M. FS FRINGE SAGE 27939

M. FS FRINGE WHITE 27940

D. FS FRINGE



12 * 24 * 0,9 cm | 5 * 9"

gloss	NO RECTIFIED	NATURAL
		P6

D. FS FRINGE BLACK 26335

D. FS FRINGE BLUE 26334

D. FS FRINGE SAGE 26336

D. FS FRINGE WHITE 26333

CARACTERÍSTICAS TÉCNICAS | TECHNICAL CHARACTERISTICS

joint	versatile	matt	different shades	shade variation	various graphics

CARACTERÍSTICAS TÉCNICAS ANTIDESLIZAMIENTO | ANTI-SLIP CHARACTERISTICS

Ensayo Essay	Características Features	Resultado Result
DIN 51130	Ángulo crítico (Pies calzados) Critical angle (footwear)	R9
BS 7976-2	Antideslizamiento (Test del péndulo) Slip resistance (Pendulum test-PTV)	+36 Wet
UNE-ENV 12633	Antideslizamiento (Test del péndulo) Slip resistance (Pendulum test)	Class 1
ANSI A.1371	Coefficiente de Fricción Dinámico Dynamic Coefficient of Friction (DCOF)	>0,42
ISO 10545-7	Resistencia a la Abrasión Superficial/Resistance to Surface Abrasion	PEI 4

EMBALAJE | PACKING

(Los pesos aquí reflejados pueden sufrir ligeras variaciones en función del lote de producción. Weights shown here may slightly vary depending on the production lot.)

Formato Sizes	Cajas Boxes			Pallet				Cont./20' 21500 kg.	Cont./20' 24000 kg.
	Piezas	m ² /sq.m	kg	Cajas	m ² /sq.m	kg	Tamaño cm aprox.		
cm									
45 * 45 * 1,05	5	1	23,139	66	66	1551	120 * 80 * 105	914,89	1021,28
inch	Units	ft ²	lb	Boxes	ft ²	lb	Sizes inch approx.	ft ²	ft ²
17 11/16 * 17 11/16 * 7/16	5	10,76	51,02	66	710,42	3419,96	47 1/4 * 31 1/2 * 41 5/16	9847,91	10993,02