




WALL: Moonless **JW 17** 1200x2780 / 48"x110" LUC RECT
FLOOR: JURUPA Camp **JP 04** 200x1200 / 8"x48" NAT RECT

JEWELS

The authentic expression of the most **PRECIOUS** natural stone, Jewels is an exclusive collection of marbles used historically in architecture.

Porcelain stoneware for floors and walls, combining aesthetic excellence with the quality of porcelain stoneware, for classic and contemporary settings with an timeless charm.



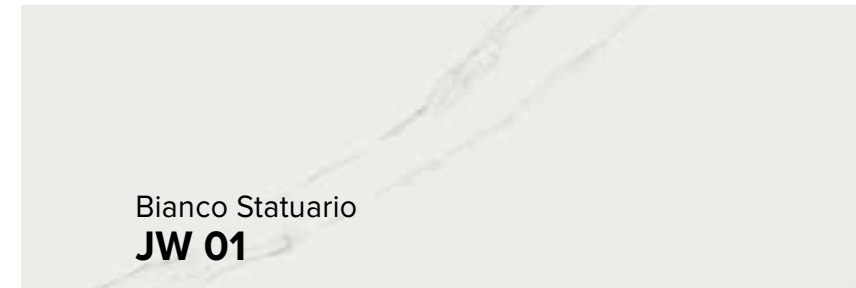
JW 02 Calacatta Reale 600x600/ 24"x24" LUC RECT




FLOOR: Onyx **JW 15** 1600x1600 / 63"x63" LUC RECT
 WALL: Onyx **JW 15** 1600x3200 / 63"x126" LUC RECT

COLORI

Colours | Farben | Couleurs | Colores | Цветов | 种颜色




Bianco Statuario
JW 01



Calacatta Reale
JW 02




Royal
JW 03



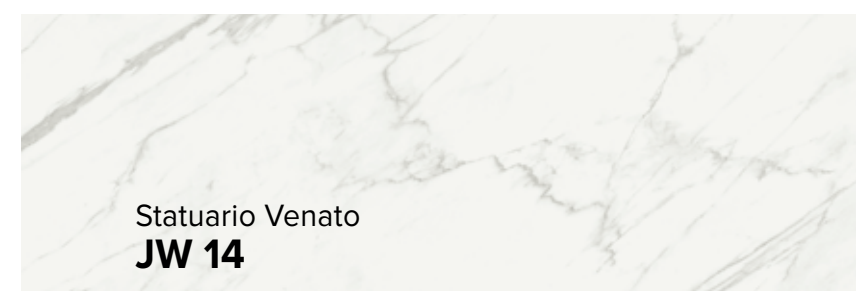
Emperador Selected
JW 05



Black Gold
JW 11



Statuario Lunensis
JW 12



Statuario Venato
JW 14



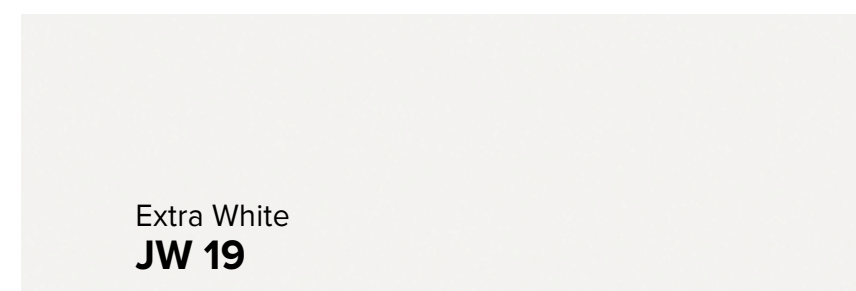
Onyks
JW 15



Raymi
JW 16



Moonless
JW 17



Extra White
JW 19



WALL: Raymi **JW 16** 1200x2400 / 48"x96" LUC RECT
FLOOR: Raymi **JW 16** 600x1197 / 24"x48" LUC RECT

COLORI

Colours | Farben | Couleurs | Colores | Цветов | 种颜色

BIANCO STATUARIO **JW 01**



Formati Nominali Nominal Sizes		Superficie Finish	Spessore mm Thickness mm
150x600 / 6"x24"	LUC RECT	9	
600x600 / 24"x24"	LUC RECT	9	
600x1197 / 24"x48"	LUC RECT	9	
1200x1200 / 48"x48"	LUC RECT	9	
1200x2400 / 48"x96"	LUC RECT	9	
1200x2780 / 48"x110"	LUC RECT	6	

Stucchi consigliati Recommended grouts		
KERAKOLL	02	
MAPEI	111 Grigio Argento	
LATICRETE	88 Silver Shadow	



EMPERADOR SELECTED **JW 05**



Formati Nominali Nominal Sizes		Superficie Finish	Spessore mm Thickness mm
150x600 / 6"x24"	LUC RECT	9	
600x600 / 24"x24"	LUC RECT	9	

Stucchi consigliati Recommended grouts		
KERAKOLL	47	
MAPEI	114 Antracite	
LATICRETE	45 Raven	



CALACATTA REALE **JW 02**




Formati Nominali Nominal Sizes		Superficie Finish	Spessore mm Thickness mm
150x600 / 6"x24"	LUC RECT	9	
600x600 / 24"x24"	LUC RECT	9	
600x1197 / 24"x48"	LUC RECT	9	
1200x1200 / 48"x48"	LUC RECT	9	
1200x2400 / 48"x96"	LUC RECT	9	
1200x2780 / 48"x110"	LUC RECT	6	
1600x1600 / 63"x63"	LUC RECT	9	
1600x3200 / 63"x126"	LUC RECT	6	

Stucchi consigliati Recommended grouts		
KERAKOLL	02	
MAPEI	111 Grigio Argento	
LATICRETE	88 Silver Shadow	



BLACK GOLD **JW 11**



Formati Nominali Nominal Sizes		Superficie Finish	Spessore mm Thickness mm
150x600 / 6"x24"	LUC RECT	9	
600x600 / 24"x24"	LUC RECT	9	
1200x2780 / 48"x110"	LUC RECT	6	

Stucchi consigliati Recommended grouts		
KERAKOLL	11	
MAPEI	114 Antracite	
LATICRETE	45 Raven	



ROYAL **JW 03**



Formati Nominali Nominal Sizes		Superficie Finish	Spessore mm Thickness mm
150x600 / 6"x24"	LUC RECT	9	
600x600 / 24"x24"	LUC RECT	9	
600x1197 / 24"x48"	LUC RECT	9	
1200x1200 / 48"x48"	LUC RECT	9	
1200x2400 / 48"x96"	LUC RECT	9	
1200x2780 / 48"x110"	LUC RECT	6	
1620x3240 / 63 3/4"x127 1/2"	SLK NOT RECT	12	

Stucchi consigliati Recommended grouts		
KERAKOLL	21	
MAPEI	110 Manhattan	
LATICRETE	89 Smoke Grey	



STATUARIO LUNENSIS **JW 12**



Formati Nominali Nominal Sizes		Superficie Finish	Spessore mm Thickness mm
150x600 / 6"x24"	LUC RECT	9	
600x600 / 24"x24"	LUC RECT	9	
600x1197 / 24"x48"	LUC RECT	9	
1200x1200 / 48"x48"	LUC RECT	9	
1200x2400 / 48"x96"	LUC RECT	9	
1200x2780 / 48"x110"	LUC RECT	6	
1620x3240 / 63 3/4"x127 1/2"	SLK NOT RECT	12	

Stucchi consigliati Recommended grouts		
KERAKOLL	02	
MAPEI	111 Grigio Argento	
LATICRETE	88 Silver Shadow	



COLORI

Colours | Farben | Couleurs | Colores | Цветов | 种颜色

STATUARIO VENATO **JW 14**



LEED Compliant **V2**

Formati Nominali Nominal Sizes	Superficie Finish	Spessore mm Thickness mm
150x600 / 6"x24"	NAT / LUC RECT	9
600x600 / 24"x24"	NAT / LUC RECT	9
600x1197 / 24"x48"	NAT / LUC RECT	9
1200x1200 / 48"x48"	LUC RECT	9
1200x2400 / 48"x96"	LUC RECT	9
1200x2780 / 48"x110"	LUC / NAT RECT	6
1600x1600 / 63"x63"	LUC RECT	6
1600x3200 / 63"x126"	LUC RECT	6
1620x3240 / 63 3/4"x127 1/2"	SLK / LUC NOT RECT	12

Stucchi consigliati Recommended grouts		
KERAKOLL	02	
MAPEI	111 Grigio Argento	
LATICRETE	88 Silver Shadow	

ONYKS **JW 15**



LEED Compliant **V2**

Formati Nominali Nominal Sizes	Superficie Finish	Spessore mm Thickness mm
150x600 / 6"x24"	NAT / LUC RECT	9
600x600 / 24"x24"	NAT / LUC RECT	9
600x1197 / 24"x48"	NAT / LUC RECT	9
1200x1200 / 48"x48"	LUC RECT	9
1200x2400 / 48"x96"	LUC RECT	9
1200x2780 / 48"x110"	LUC RECT	6
1600x1600 / 63"x63"	LUC RECT	6
1600x3200 / 63"x126"	LUC RECT	6

Stucchi consigliati Recommended grouts		
KERAKOLL	21	
MAPEI	110 Manhattan	
LATICRETE	89 Smoke Grey	

RAYMI **JW 16**



LEED Compliant **V2**

Formati Nominali Nominal Sizes	Superficie Finish	Spessore mm Thickness mm
150x600 / 6"x24"	NAT / LUC RECT	9
600x600 / 24"x24"	NAT / LUC RECT	9
600x1197 / 24"x48"	NAT / LUC RECT	9
1200x1200 / 48"x48"	NAT / LUC RECT	9
1200x2400 / 48"x96"	NAT / LUC RECT	9
1200x2780 / 48"x110"	LUC / NAT RECT	6
1600x1600 / 63"x63"	LUC RECT	6
1600x3200 / 63"x126"	LUC RECT	6

Stucchi consigliati Recommended grouts		
KERAKOLL	08	
MAPEI	112 Grigio Medio	
LATICRETE	78 Sterling Silver	

MOONLESS **JW 17**




LEED Compliant **V2**

Formati Nominali Nominal Sizes	Superficie Finish	Spessore mm Thickness mm
150x600 / 6"x24"	LUC RECT	9
600x600 / 24"x24"	LUC RECT	9
600x1197 / 24"x48"	LUC RECT	9
1200x2780 / 48"x110"	LUC RECT	6
1600x1600 / 63"x63"	LUC RECT	6
1600x3200 / 63"x126"	LUC RECT	6
1620x3240 / 63 3/4"x127 1/2"	SLK NOT RECT	12

Stucchi consigliati Recommended grouts		
KERAKOLL	12	
MAPEI	114 Antracite	
LATICRETE	45 Raven	

EXTRA WHITE **JW 19**



















LEED Compliant **V2**

















Formati Nominali Nominal Sizes	Superficie Finish	Spessore mm Thickness mm
150x600 / 6"x24"	NAT / LUC RECT	9
600x600 / 24"x24"	NAT / LUC RECT	9
600x1197 / 24"x48"	NAT / LUC RECT	9
1200x1200 / 48"x48"	NAT / LUC RECT	9
1200x2400 / 48"x96"	LUC RECT	9
1200x2780 / 48"x110"	NAT / LUC RECT	6
1600x1600 / 63"x63"	LUC RECT	6
1600x3200 / 63"x126"	LUC RECT	6
1620x3240 / 63 3/4"x127 1/2"	SLK NOT RECT	12

Stucchi consigliati Recommended grouts		
KERAKOLL	02	
MAPEI	111 Grigio Argento	
LATICRETE	88 Silver Shadow	

RIASSUNTIVO FORMATI ED IMBALLI

Summary of sizes and packaging | Übersicht über Formate und Verpackungen | Récapitulatif formats et emballages
Sinóptico de formatos y embalajes | Краткая информация о форматах и упаковках | 规格和包装概述

											± 9 mm		
Formati Nominali Nominal Sizes		150x600 6"x24"	600x600 24"x24"	600x1197 24"x48"	1200x1200 48"x48"	1200x2400 48"x96"							
Tutti i formati sono rettificati. All sizes are rectified.													
Superficie Finish		NAT	LUC	NAT	LUC	NAT	LUC	NAT	LUC	LUC			
 BIANCO STATUARIO JW 01	V2	-	■	-	■	-	■	-	■	■			
 CALACATTA REALE JW 02	V2	-	■	-	■	-	■	-	■	■			
 ROYAL JW 03	V2	-	■	-	■	-	■	-	■	■			
 EMPERADOR SELECTED JW 05	V2	-	■	-	■	-	■	-	■	■			
 BLACK GOLD JW 11	V2	-	■	-	■	-	■	-	■	■			
 STATUARIO LUNENSIS JW 12	V2	-	■	-	■	-	■	-	■	■			
 STATUARIO VENATO JW 14	V2	■	■	■	■	■	■	-	■	■			
 ONYKS JW 15	V2	■	■	■	■	■	■	-	■	■			
 RAYMI JW 16	V2	■	■	■	■	■	■	■	■	■			
 MOONLESS JW 17	V2	-	■	-	■	-	■	-	■	■			
 EXTRA WHITE JW 19	V2	■	■	■	■	■	■	■	■	■			
 Peso lordo per scatola Gross weight per box		26,92	26,92	22,16	22,16	32,00	32,00	61,56	61,56		Please refer to page 562		
 Pezzi per scatola Pieces for box		14	14	3	3	2	2	2	2				
 mq. scatola sqm. box		1,26	1,26	1,08	1,08	1,436	1,436	2,88	2,88				
 Scatole / Full pallet boxes / Full pallet		40	40	40	40	35	35	20	20				
 mq. pallet sqm. pallet		50,40	50,40	43,20	43,20	50,26	50,26	57,60	57,60				

											± 6 mm		± 12 mm	
Formati Nominali Nominal Sizes		1200x2780 48"x110"	* Kit Vein Matching 1200x2780 48"x110"	1600x1600 63"x63"	1600x3200 63"x126"	1620x3240 63¾"x127½"								
Tutti i formati sono rettificati, eccetto il formato 1620x3240. All sizes except 1620x3240 are rectified.														
Superficie Finish		LUC	NAT	LUC	LUC	LUC	SLK	LUC						
 BIANCO STATUARIO JW 01	V2	■	-	-	-	-	-	-	-	-				
 CALACATTA REALE JW 02	V2	■	-	-	■	■	-	-	-	-				
 ROYAL JW 03	V2	■	-	-	-	-	■	-	-	-				
 EMPERADOR SELECTED JW 05	V2	-	-	-	-	-	-	-	-	-				
 BLACK GOLD JW 11	V2	■	-	-	-	-	-	-	-	-				
 STATUARIO LUNENSIS JW 12	V2	■	-	■	-	-	■	-	-	-				
 STATUARIO VENATO JW 14	V2	■	■	■	■	■	■	■	■	■				
 ONYKS JW 15	V2	■	-	-	■	■	-	-	-	-				
 RAYMI JW 16	V2	■	■	-	■	■	-	-	-	-				
 MOONLESS JW 17	V2	■	-	-	■	■	■	■	■	■				
 EXTRA WHITE JW 19	V2	■	■	-	■	■	■	■	■	■				
 Peso lordo per scatola Gross weight per box											Please refer to page 562			
 Pezzi per scatola Pieces for box														
 mq. scatola sqm. box														
 Scatole / Full pallet boxes / Full pallet														
 mq. pallet sqm. pallet														

* Kit Vein Matching (5 pz / 5 pcs)

Per tutti i grandi formati è possibile prevedere, su richiesta, e con un lotto minimo l'applicazione di una stuoia in fibra di vetro.
For big sizes, a fibreglass mat can be applied on request, with a minimum production batch.

Per garantire elevati standard di sicurezza e le migliori performance tecniche in relazione al loro utilizzo finale (piani cucina, top, arredi), tutte le lastre in formato 1620x3240 in spessore 12mm prevedono l'applicazione di una stuoia in fibra di vetro sul retro della lastra.
All the 1620x3240 slabs in 12mm thickness are provided with a fibreglass mat applied to the back of the slab, to guarantee substantial safety standards and suitable technical performance required for their final use (kitchen countertops, tops, furnishings).

MY NOTES


.....

.....

.....

.....

.....

 **Maggiori informazioni**
More information



ACCORGIMENTI SPECIFICI PER L'APPLICAZIONE DELLE GRANDI LASTRE IN 6 MM DI SPESSORE: p. 556 | Precautions for 6mm big slabs applications: page 556 | spezifische Anweisungen zur Nutzung der Grossformate in 6mm: seite 556 | Precauciones específicas para la aplicacion de las grandes placas en 6 mm de espesor: page 556 | Precautions spécifiques pour la pose des grandes plaques en 6mm d'épaisseur: página 556 | специальные предосторожности для укладки больших плит толщиной 6 мм : страница 556

RACCOMANDAZIONI PER UTILIZZO E CURA DELLE LASTRE COUNTERTOPS p. 557 | How to use and take good care of the COUNTERTOPS slabs p. 557 | Tipps für den Einsatz und die Pflege der Platten COUNTERTOPS p. 557 | Recomendaciones para el uso y cuidado de las placas COUNTERTOPS p. 557 | Рекомендации по использованию и уходу за плитami COUNTERTOPS p.557 | 规格的COUNTERTOPS系列陶瓷板的使用和护理建议 557

NAT: Naturale | Natural | Natur-unpoliert | Naturelle | Natural | Натуральный | 天然
LUC: Lucido | Glossy | Lucida | Lucida | Lustrado | блестящая | 闪亮
SLK: Silk

PEZZI SPECIALI

Special pieces | Sonderstücke | Pièces spéciales | Piezas especiales | специальные изделия | 特殊件

Pezzi speciali Special pieces	Battiscopa*		Gradino A*		Gradino G*
	72x600 27/8"x24"		300x600 12"x24"		300x600 12"x24"
Superficie Finish	NAT	LUC	NAT	LUC	NAT
BIANCO STATUARIO JW 01	-	■	-	■	-
CALACATTA REALE JW 02	-	■	-	■	-
ROYAL JW 03	-	■	-	■	-
EMPERADOR SELECTED JW 05	-	■	-	■	-
BLACK GOLD JW 11	-	■	-	■	-
STATUARIO LUNENSIS JW 12	-	■	-	■	-
STATUARIO VENATO JW 14	■	■	■	■	■
ONYKS JW 15	■	■	■	■	■
RAYMI JW 16	■	■	■	■	■
MOONLESS JW 17	-	■	-	■	-
EXTRA WHITE JW 19	■	■	■	■	■
Pezzi per scatola Pieces for box	10	10	7	7	7


* Finitura a becco di civetta | One-round edge shaping | Ausführung mit Eckabrundung | Façonage à bord rond | Acabado canto romo | Плитка с завалом | 鹰嘴边缘处理

Pezzi speciali Special pieces	Gradino B ang.		Gradino B		Gradino B
	330x330 13/8"x13/8"		330x600 13/8"x24"		330x1197 13/8"x48"
Superficie Finish	NAT	LUC	NAT	LUC	LUC
BIANCO STATUARIO JW 01	-	■	-	■	■
CALACATTA REALE JW 02	-	■	-	■	■
ROYAL JW 03	-	■	-	■	■
EMPERADOR SELECTED JW 05	-	■	-	■	-
BLACK GOLD JW 11	-	■	-	■	-
STATUARIO LUNENSIS JW 12	-	■	-	■	■
STATUARIO VENATO JW 14	■	■	■	■	■
ONYKS JW 15	■	■	■	■	■
RAYMI JW 16	■	■	■	■	■
MOONLESS JW 17	-	■	-	■	■
EXTRA WHITE JW 19	■	■	■	■	■
Pezzi per scatola Pieces for box	4	4	4	4	2


DECORI

Decors | Dekore | Decors | Decoros | Декоры | 装饰砖

Mosaico 144 LUC
300x300 / 12"x12"
Tessere 22x22 / 4/5"x4/5"



Mosaico 36T NAT
300x300 / 12"x12"
Tessere 48x48 / 2"x2"



Pezzi per scatola
Pieces for box

Mosaico 144T 6

Mosaico 36T 6

MOSAICO 36T, MOSAICO 144T, MOSAICO DECORO:

Decoro su rete | Mesh-backed decoration | Dekor auf netz | Décor sur filet | Decoración en red | Декор в сету | 网板背帖装饰件

NAT: Naturale | Natural | Natur-unpoliert | Naturelle | Natural | Натуральный | 天然

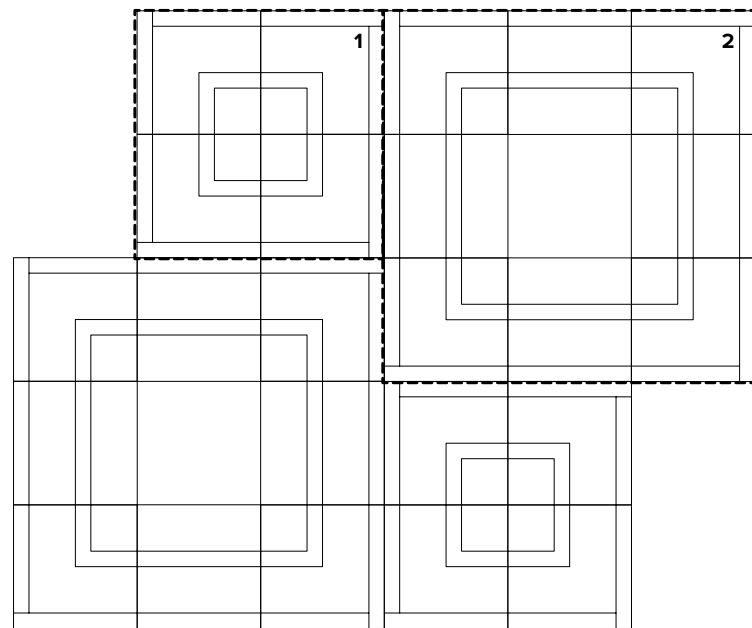
LUC: Lucido | Glossy | Lucida | Lucida | Lustrado | блестящая | 闪亮

SLK: Silk

COMPOSIZIONI

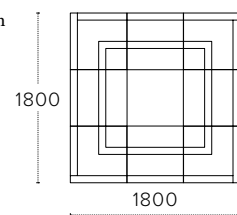
Compositions | Kombinationen | Compositions | Composiciones | Композиции | 组合

FRAME



Abbinamento consigliato | Suggested match

- CALACATTA REALE **JW 02**
- BLACK GOLD **JW 11**

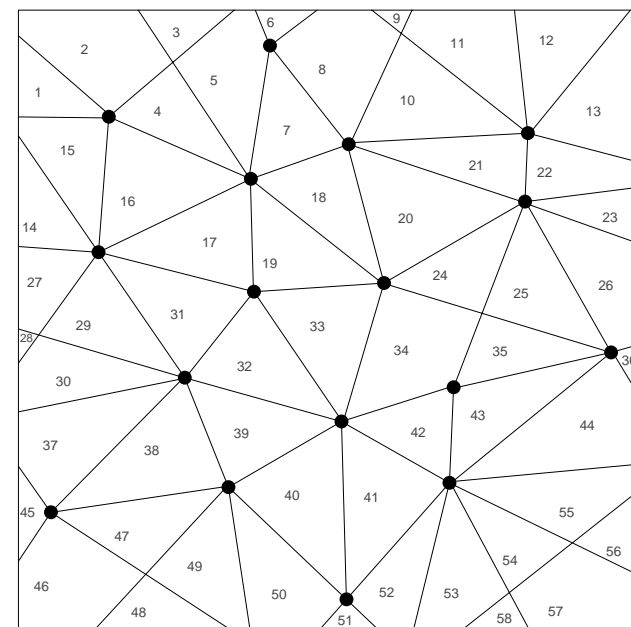


MATRIX



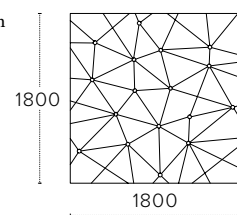
Inseri disponibili
Available insert

- Satin Insert**
- Silver Insert**
- Gold Insert**



Abbinamento consigliato | Suggested match

- CALACATTA REALE **JW 02**

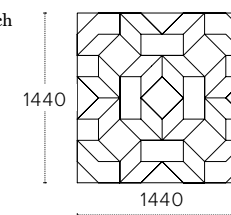


GEOMETRIC



Abbinamento consigliato | Suggested match

- RAYMI **JW 16**
- STATUARIO VENATO **JW 14**
- BLACK GOLD **JW 11**



Tutte le composizioni Jewels Suit vengono consegnate imballate sequenzialmente, per agevolare le operazioni di posa del materiale. Ogni singolo pezzo viene numerato ed avrà una corrispondenza su una tavola di progetto consegnata assieme al materiale.

[EN] All Jewels Suit compositions are delivered packaged in sequence, to facilitate laying operations. Each piece is numbered and shown on the design layout supplied with the material.

[ES] Todas las composiciones Jewels Suit se entregan en un embalaje secuencial para agilizar las operaciones de colocación del material. Se enumera cada pieza junto con su respectivo equivalente en una tabla de proyecto, que también se entregará con el material.

[DE] Alle Jewels Suit-Kombinationen werden in der richtigen Reihenfolge verpackt geliefert, um das Verlegen des Materials zu erleichtern. Jedes einzelne Stück wird nummeriert und ist auf einem Projekt dargestellt, das zusammen mit dem Material geliefert wird.

[RU] Все композиции Jewels Suit поставляются упакованными в определенной последовательности для упрощения операции укладки. Каждый отдельный элемент нумеруется, и соответствующий номер указывается на проектной чертеже, поставляемом вместе с материалом.

[FR] Toutes les compositions Jewels Suit seront livrées emballées dans un ordre séquentiel, pour faciliter la réalisation du calepinage. Chaque pièce est numérotée et sa place sera indiquée sur une planche de projet remise avec le matériau.

[中文] 所有 Jewels Suit 组合均按顺序包装, 方便材料的铺贴操作。每一块瓷砖均有编号, 并在与材料一起交付的项目表上有对应编号。




Kit speciali per posa a macchia aperta.

JW 02, 12 e 14 sono disponibili anche in speciali kit che permettono di realizzare la posa **“BOOK MATCHING”** o **“DIAMOND MATCHING”**.

Le composizioni possono essere abbinata al fondo, di cui mantengono formato e calibro. Per un risultato ancora più ricercato e prezioso.

JW 02, 12 and 14 are also available in special kits that can be used for the **“Book Matching”** or **“Diamond Matching”** laying schemes. The compositions can be combined with the base tiles, which have the same size and worksite, for an even more beautiful, sophisticated effect.

FORMATI / SIZES:



COLORI / COLOURS:

JW 02 CALACATTA REALE



JW 02: Disponibile in tutti i formati.
JW 02: All sizes available.

JW 12 STATUARIO LUNENSIS



JW 12: Non disponibile nel formato 1600x3200.
JW 12: Not available in 1600x3200 size.

JW 12 STATUARIO VENATO



JW 14: Disponibile in tutti i formati.
JW 14: All sizes available.

JW 02, 12 et 14 existent aussi en kits spéciaux qui permettent de réaliser la pose « **Book Matching** » ou « **Diamond Matching** ». Les compositions peuvent être associées au fond, dont elles gardent le format et le calibre. Pour un résultat encore plus raffiné et plus précieux.

JW 02, 12 und 14 sind auch in speziellen Sets erhältlich, die die Verlegung **“Book Matching”** oder **“Diamond Matching”** ermöglichen. Die Kompositionen können mit dem Untergrund kombiniert werden, dessen Format und Ausmaß beibehalten wird. Für ein noch erleseneres und wertvolleres Ergebnis.

JW 02, 12 y 14 también están disponibles en kits especiales que permiten realizar la colocación **“Book Matching”** o **“Diamond Matching”**. Las composiciones pueden ser combinadas con el fondo, del que mantienen el formato y calibre. Para un resultado aún más refinado y precioso.

Изделия JW 02, 12 и 14 представлены также в специальных комплектах для укладки по схеме **“открытая книга” (Book Matching)** или **“ромб” (Diamond Matching)**. Такие композиции можно сочетать с фоновой плиткой с соблюдением ее формата и размера, чтобы в результате дизайн поверхности был еще более изысканным и элегантным.


JW 02、12和14还备有特殊套件，可以实现**“书页式对拼”**或**“钻石对拼”**铺设。组合可以与底砖匹配，保持其尺寸和口径，旨在追求更加考究和精美的效果。

ALCUNI ESEMPI DI COMPOSIZIONE / LAYING PATTERN PROPOSALS:


JW 02 - 1200x2780 / 48"x110" LUC



JW 12 - 1200x2780 / 48"x110" LUC



JW 14 - 1600x3200 / 63"x126" LUC



Il processo produttivo non garantisce la continuità nel disegno della venatura tra i vari pezzi spediti. Eventuali disallineamenti tra le venature in continuità sono da considerarsi caratteristica intrinseca del prodotto. L'immagine rappresentata serve a dare un'idea indicativa del prodotto, toni e venature possono essere quindi suscettibili di variazioni.


The production process does not guarantee continuity in the design of the veining among the various pieces provided. Any misalignment between the continuous veining is to be considered an intrinsic characteristic of the product. The image shown is merely indicative; the shades and veinings of the product may be subject to variations.

Kit Vein Matching.

Per offrire un servizio sempre più personalizzato, Mirage® mette a disposizione il Kit Vein Matching nei colori Statuario Lunensis JW 12 e Statuario Venato JW 14 in formato 1200x2780 mm, superficie lucida. Il kit è composto da 5 lastre numerate e dalle grafiche sequenziali ad effetto vena continua.

For an increasingly customised service, Mirage® offers the Vein Matching Kit in JW 12 and JW 14 colours, in the 1200x2780 mm size, glossy finish.

The kit is composed of 5 numbered slabs and sequential patterns that create a continuous vein effect.



JW 12 - 1200x2780 / 48"x110" LUC



JW 14 - 1200x2780 / 48"x110" LUC



Il processo produttivo non garantisce la continuità nel disegno della venatura tra i vari pezzi spediti. Eventuali disallineamenti tra le venature in continuità sono da considerarsi caratteristica intrinseca del prodotto. L'immagine rappresentata serve a dare un'idea indicativa del prodotto, toni e venature possono essere quindi suscettibili di variazioni.

The production process does not guarantee continuity in the design of the veining among the various pieces provided. Any misalignment between the continuous veining is to be considered an intrinsic characteristic of the product. The image shown is merely indicative; the shades and veinings of the product may be subject to variations.

CARATTERISTICHE TECNICHE

Technical specifications | Technische Eigenschaften | Caractéristiques techniques | Características técnicas | Технические характеристики | 技术特征

STANDARD EN 14411 - G

	CARATTERISTICHE TECNICHE TECHNICAL DATA TECHNISCHE DATEN CARACTERISTIQUES TECHNIQUES CARACTERÍSTICAS TÉCNICAS ТЕХНИЧЕСКИЕ ХАРАКТЕРИСТИКИ 技术特征	NORMA STANDARD NORM NORME NORMA ЗНАЧЕНИЯ 标准	VALORI PRESCRITTI DALLE NORME EN 14411 - G INTERNATIONAL STANDARDS EN 14411 - G INTERNATIONALE NORMWERTE EN 14411 - G VALEURS PREVUES PAR LES NORMES EN 14411 - G VALORES PREVISTOS POR LAS NORMAS EN 14411 - G ПРЕДУСМОТРЕННЫЕ СТАНДАРТОМ EN 14411-G EN 14411 - G标准规定值	VALORE MEDIO MIRAGE MIRAGE AVERAGE VALUE MIRAGE MITTELWERT VALEUR MOYEN MIRAGE VALOR MEDIO MIRAGE СРЕДНЕЕ ЗНАЧЕНИЕ MIRAGE MIRAGE平均值		
				NAT (UGL)	LUC (GL)	SLK (UGL)
	CARATTERISTICHE DIMENSIONALI - SIZE CHARACTERISTICS - MASSEIGENSCHAFTEN DETERMINATION DES CARACTERISTIQUES DIMENSIONNELLES - CARACTERÍSTICAS DIMENSIONALES - РАЗМЕРНЫЕ ХАРАКТЕРИСТИКИ - 尺寸特征					
	LATI SIDES - SEITEN COTES - CANTOS РАЗМЕРЫ СТОРОН - 側邊	EN ISO 10545-2	± 0,3% MAX (± 1,0 mm MAX)	CONFORME COMPLYING		
	SPESSORE THICKNESS - DICKE ÉPAISSEUR - ESPESOR ТОЛЩИНА - 厚度	EN ISO 10545-2	± 5,0% MAX (± 0,5 mm MAX)	CONFORME COMPLYING		
	RETTILINEITÀ DEGLI SPIGOLI STRAIGHTNESS OF SIDES - GERADLINIGKEIT DER KANTEN RECTITUDE DES ARETES - RECTITUD DE LOS CANTOS КОСОУГОЛЬНОСТЬ - 边角平直度	EN ISO 10545-2	± 0,3% MAX (± 0,8 mm MAX)	CONFORME COMPLYING		
	ORTOGONALITÀ RECTANGULARITY - RECHTWINKLIGKEIT PERPENDICULARITÉ - ORTOGONALIDAD КРИВИЗНА СТОРОН - 直角度	EN ISO 10545-2	± 0,3% MAX (± 1,5 mm MAX)	CONFORME COMPLYING		
	PLANARITÀ SURFACE FLATNESS - EBENFLÄCHIGKEIT PLANEITE DE SURFACE - PLANEIDAD КРИВИЗНА ЛИЦЕВОЙ ПОВЕРХНОСТИ - 平整度	EN ISO 10545-2	± 0,4% MAX (± 1,8 mm MAX)	CONFORME COMPLYING		
	ASSORBIMENTO D'ACQUA WATER ABSORPTION - WASSERAUFNAHME ABSORPTION D'EAU - ABSORCIÓN DE AGUA ВОДОПОГЛОЩЕНИЕ - 吸水率	EN ISO 10545-3	≤ 0,5%	≤ 0,1%	≤ 0,1%	≤ 0,1%
	RESISTENZA ALLA FLESSIONE FLEXION RESISTANCE - BIEGEFESTIGKEIT RESISTENCIA A LA FLEXIÓN - RESISTENCIA A LA FLEXIÓN ПРЕДЕЛ ПРОЧНОСТИ ПРИ ИЗГИБЕ - 抗弯强度	EN ISO 10545-4	S ≥ 700 N (< 7,5 mm) S ≥ 1.300 N (> 7,5 mm) R ≥ 35 N/mm²	≠ 6 mm: S ≥ 1100 N R ≥ 45 N/mm² ≠ 9 mm: S ≥ 2.500 N R ≥ 48 N/mm² ≠ 12 mm: S ≥ 4.500 N R ≥ 48 N/mm²		
	RESISTENZA ALL'URTO IMPACT RESISTANCE - STOSSFESTIGKEIT RESISTANCE AUX CHOCS - RESISTENCIA A LOS GOLPES УДАРСТОЙКОСТЬ - 抗冲击强度	EN ISO 10545-5	VALORE DICHIARATO DECLARED VALUE	> 0,89	> 0,89	> 0,89
	RESISTENZA ALL'ABRASIONE ABRASION RESISTANCE - ABRIEBFESTIGKEIT RESISTANCE A L'ABRASION - RESISTENCIA A LA ABRASIÓN СТОЙКОСТЬ К ИСТИРАНИЮ - 耐磨强度	EN ISO 10545-6	≤ 175 mm³	< 175 mm³	< 150 mm³	< 150 mm³
	COEFFICIENTE DI DILATAZIONE TERMICA LINEARE COEFFICIENT OF LINEAR THERMAL EXPANSION - LINEARER WÄRMEAUSSDEHNUNGSKOEFFIZIENT - COEFFICIENT DE DILATATION THERMIQUE LINEAIRE - COEFICIENTE DE DILATACIÓN TÉRMICA LINEAL - КОЭФФИЦИЕНТ ЛИНЕЙНОГО ТЕРМИЧЕСКОГО РАСТЯЖЕНИЯ - 线性热膨胀系数	EN ISO 10545-8	-	α 6,2x10 ⁻⁶ °C ⁻¹	α 6,2x10 ⁻⁶ °C ⁻¹	α 6,2x10 ⁻⁶ °C ⁻¹
	RESISTENZA AGLI SBALZI TERMICI RESISTANCE TO THERMAL SHOCKS - BESTÄNDIGKEIT GEGEN TEMPERATURSCHWANKUNGEN - RESISTENCIA AUX CHOCS THERMIQUES - RESISTENCIA A LOS CHOQUES TÉRMICOS - СТОЙКОСТЬ К ПЕРЕПАДАМ ТЕМПЕРАТУРЫ - 耐热突变性	EN ISO 10545-9	TEST SUPERATO SECONDO EN ISO 10545-1 PASS ACCORDING EN ISO 10545-1	NESSUN DANNO NO DAMAGE		
	RESISTENZA AL GELO FROST RESISTANCE - FROSTBESTÄNDIGKEIT RESISTANCE AU GEL - RESISTENCIA AL HIELO МОРОЗОСТОЙКОСТЬ - 耐冻性	EN ISO 10545-12	TEST SUPERATO SECONDO EN ISO 10545-1 PASS ACCORDING EN ISO 10545-1	NESSUN DANNO NO DAMAGE		
	RESISTENZA ALL'ATTACCO CHIMICO RESISTANCE TO CHEMICALS - CHEMIKALIENBESTÄNDIGKEIT RESISTANCE A L'ATTAQUE CHIMIQUE - RESISTENCIA QUÍMICA ХИМИЧЕСКАЯ СТОЙКОСТЬ - 耐化学品作用	EN ISO 10545-13	B MIN.	A LA HA	A LA	A LA HA
	RESISTENZA ALL'ABRASIONE SUPERFICIALE SURFACE ABRASION RESISTANCE - ABRIEBFESTIGKEIT DER OBERFLÄCHE RÉSISTANCE À L'ABRASION SUPERFICIELLE - RESISTENCIA A LA ABRASIÓN SUPERFICIAL - ХИМИЧЕСКАЯ СТОЙКОСТЬ - 耐表面磨损	EN ISO 10545-7	-	LUC PEI 5 (JW 01-02-03-12-14-15-19) PEI 4 (JW 16) / PEI 3 (JW 05) / PEI 2 (JW 11-17) *		
	RESISTENZA ALLE MACCHIE RESISTANCE TO STAINS - FLECKENBESTÄNDIGKEIT RESISTANCE AUX TACHES - RESISTENCIA A LAS MANCHAS УСТОЙЧИВОСТЬ К ПЯТНООБРАЗОВАНИЮ - 防污性	EN ISO 10545-14	VALORE DICHIARATO DECLARED VALUE	5	5	5
				NAT	LUC	SLK
	DM 236/89 BCRA		> 0,40	> 0,40	-	-
	ANSI A326.3		Wet and Dry	≥ 0,42	-	-
	AS 4586		-	P2	-	-
	DIN 51130		-	R9	-	-
	DIN 51097		-	-	-	-
	UNE 41901		≥ CL1	CL1	-	-
	BS 7976 sl.96-4S		Wet and Dry	-	-	-
	BS 7976 sl.55-TRL		Wet and Dry	-	-	-
	SCIVOLOSITÀ SKID RESISTANCE - RUTSCHWERT GLISSANCE - ADHERENCIA СКОЛЬЗКОСТЬ - 防滑性					

Per i certificati specifici, contattare Mirage SpA - For specific certificates, please contact Mirage SpA - Für die speziellen Zertifikate wenden Sie sich bitte an Mirage SpA - Pour les certificats spécifiques, veuillez contacter Mirage SpA - Para los certificados específicos, contactar Mirage SpA - Для сертификатов обращайтесь в компанию Mirage SpA - 关于具体的证书,请联系Mirage SpA公司

* La superficie LUC può essere soggetta a graffi se in contatto con materiali più duri (es sassi, frammenti di piastrella, etc...) LUC finish can be subjected to scratches if in contact with harder materials (eg stones, tile fragments, etc...)