



FLOOR: Ideal **GC 03** 1200x1200 / 48"x48" SP RECT  
WALL: Ideal **GC 03** 1200x2400 / 48"x96" SP RECT  
OUTDOOR FLOOR: Ideal **GC 03** 600x600 / 24"x24" ST RECT EVO\_2/E" 20 mm

# GLOCAL

**GLOCAL** recalls the most neutral and eclectic soul of **SMOOTH CONCRETE**.

10 shades from white through warm and cool grey tones to anthracite, plus 2 metal finishes; nuances that can be combined with other collections in the Mirage® range.









WALL: Type **GC 04** 1200x2400 / 48"x96" SP RECT



FLOOR: Perfect **GC 02** 800x800 / 24"x24" SP RECT  
 TABLE: WANDERLUST Calacatta Copper **WA 01** LUC

**COLORI**

Colours | Farben | Couleurs | Colores | Цветов | 种颜色






INDOOR FLOOR: Type **GC 04** 1200x1200 / 48"x48" SP RECT  
OUTDOOR FLOOR: Type **GC 04** 600x600 / 24"x24" ST RECT EVO\_2/E"  $\approx$  20 mm

EFFETTO CEMENTO/RESINA



FLOOR: Classic **GC 05** 1200x1200 / 48"x48" SP RECT  
WALL: Classic **GC 05** 1200x2400 / 48"x96" NAT RECT | Tissue **ROSE** 75x280 / 3"x11"



**COLORI**

Colours | Farben | Couleurs | Colores | Цветов | 种颜色

**CLEAR GC 01**



Formati Nominali Nominal Sizes	Superficie Finish	Spessore mm Thickness mm
300x300 / 12"x12"	NAT RECT	9
150x600 / 6"x24"	SP RECT	9
300x600 / 12"x24"	NAT / SP / ST RECT	9
600x600 / 24"x24"	NAT / SP / ST RECT	9
600x600 / 24"x24"	SP RECT	20
600x1200 / 24"x48"	NAT / SP / ST RECT	9
800x800 / 31½"x31½"	NAT / SP RECT	9
1200x1200 / 48"x48"	SP RECT	9
1200x2400 / 48"x96"	SP RECT	9
1200x1200 / 48"x48"	NAT RECT	6
1200x2780 / 48"x110"	SP RECT	6
1600x1600 / 63"x63"	SP RECT	6
1600x3200 / 63"x126"	SP RECT	6
1620x3240 / 63¾"x127½"	SLK NOT RECT	12

Stucchi consigliati Recommended grouts	
KERAKOLL	05
MAPEI	111 Grigio Argento
LATICRETE	88 Silver Shadow

**TYPE GC 04**



Formati Nominali Nominal Sizes	Superficie Finish	Spessore mm Thickness mm
150x600 / 6"x24"	SP RECT	9
300x600 / 12"x24"	NAT / SP / ST RECT	9
600x600 / 24"x24"	NAT / SP / ST RECT	9
600x1200 / 24"x48"	SP / NAT RECT	9
800x800 / 31½"x31½"	NAT / SP RECT	9
1200x1200 / 48"x48"	SP RECT	9
1200x2400 / 48"x96"	SP RECT	9
600x600 / 24"x24"	ST RECT	20
600x1200 / 24"x48"	ST RECT	20
800x800 / 31½"x31½"	ST RECT	20
900x900 / 36"x36"	ST RECT	20
1200x1200 / 48"x48"	ST RECT	20
600x600 / 24"x24"	ST RECT	30

Stucchi consigliati Recommended grouts	
KERAKOLL	36
MAPEI	113 Grigio Cemento
LATICRETE	34 Sand Stone

**PERFECT GC 02**




Formati Nominali Nominal Sizes	Superficie Finish	Spessore mm Thickness mm
300x300 / 12"x12"	NAT RECT	9
150x600 / 6"x24"	SP RECT	9
300x600 / 12"x24"	NAT / SP / ST RECT	9
600x600 / 24"x24"	NAT / SP / ST RECT	9
600x600 / 24"x24"	SP RECT	20
600x1200 / 24"x48"	NAT / SP / ST RECT	9
800x800 / 31½"x31½"	NAT / SP RECT	9
1200x1200 / 48"x48"	SP RECT	9
1200x2400 / 48"x96"	SP RECT	9
1200x1200 / 48"x48"	NAT RECT	6
1200x2780 / 48"x110"	SP RECT	6
1600x1600 / 63"x63"	SP RECT	6
1600x3200 / 63"x126"	SP RECT	6
600x600 / 24"x24"	ST RECT	20
600x1200 / 24"x48"	ST RECT	20
800x800 / 31½"x31½"	ST RECT	20
1200x1200 / 48"x48"	ST RECT	20

Stucchi consigliati Recommended grouts	
KERAKOLL	06
MAPEI	110 Manhattan
LATICRETE	89 Smoke Grey

**CLASSIC GC 05**



Formati Nominali Nominal Sizes	Superficie Finish	Spessore mm Thickness mm
150x600 / 6"x24"	SP RECT	9
300x600 / 12"x24"	NAT / SP / ST RECT	9
600x600 / 24"x24"	NAT / SP / ST RECT	9
600x600 / 24"x24"	SP RECT	20
600x1200 / 24"x48"	SP / NAT RECT	9
800x800 / 31½"x31½"	NAT / SP RECT	9
1200x1200 / 48"x48"	SP RECT	9
1200x2400 / 48"x96"	SP RECT	9
600x600 / 24"x24"	ST RECT	20
600x1200 / 24"x48"	ST RECT	20
800x800 / 31½"x31½"	ST RECT	20
900x900 / 36"x36"	ST RECT	20
1200x1200 / 48"x48"	ST RECT	20
600x600 / 24"x24"	ST RECT	30

Stucchi consigliati Recommended grouts	
KERAKOLL	10
MAPEI	114 Antracite
LATICRETE	45 Raven

**IDEAL GC 03**



Formati Nominali Nominal Sizes	Superficie Finish	Spessore mm Thickness mm
300x300 / 12"x12"	NAT RECT	9
150x600 / 6"x24"	SP RECT	9
300x600 / 12"x24"	NAT / SP / ST RECT	9
600x600 / 24"x24"	NAT / SP / ST RECT	9
600x600 / 24"x24"	SP RECT	20
600x1200 / 24"x48"	NAT / SP / ST RECT	9
800x800 / 31½"x31½"	NAT / SP RECT	9
1200x1200 / 48"x48"	SP RECT	9
1200x2400 / 48"x96"	SP RECT	9
1200x1200 / 48"x48"	NAT RECT	6
1200x2780 / 48"x110"	SP RECT	6
1600x1600 / 63"x63"	SP RECT	6
1600x3200 / 63"x126"	SP RECT	6
1620x3240 / 63¾"x127½"	SLK NOT RECT	12
600x600 / 24"x24"	ST RECT	20
600x1200 / 24"x48"	ST RECT	20
800x800 / 31½"x31½"	ST RECT	20
900x900 / 36"x36"	ST RECT	20
1200x1200 / 48"x48"	ST RECT	20
600x600 / 24"x24"	ST RECT	30

Stucchi consigliati Recommended grouts	
KERAKOLL	08
MAPEI	112 Grigio Medio
LATICRETE	78 Sterling Silver

**ABSOLUTE GC 06**



Formati Nominali Nominal Sizes	Superficie Finish	Spessore mm Thickness mm
150x600 / 6"x24"	SP RECT	9
300x600 / 12"x24"	NAT / SP / ST RECT	9
600x600 / 24"x24"	NAT / SP / ST RECT	9
600x1200 / 24"x48"	NAT / SP / ST RECT	9
800x800 / 31½"x31½"	NAT / SP RECT	9
1200x1200 / 48"x48"	SP RECT	9
1200x1200 / 48"x48"	NAT RECT	6
1200x2780 / 48"x110"	SP RECT	6
600x600 / 24"x24"	ST RECT	20
600x1200 / 24"x48"	ST RECT	20
800x800 / 31½"x31½"	ST RECT	20
900x900 / 36"x36"	ST RECT	20
1200x1200 / 48"x48"	ST RECT	20

Stucchi consigliati Recommended grouts	
KERAKOLL	11
MAPEI	114 Antracite
LATICRETE	45 Raven

**COLORI**

Colours | Farben | Couleurs | Colores | Цветов | 种颜色

**SUGAR GC 07**



LEED Compliant V2

Formati Nominali Nominal Sizes	Superficie Finish	Spessore mm Thickness mm
150x600 / 6"x24"	SP RECT	9
300x600 / 12"x24"	NAT / SP / ST RECT	9
600x600 / 24"x24"	NAT / SP / ST RECT	9
600x600 / 24"x24"	SP RECT	20
600x1200 / 24"x48"	NAT / SP / ST RECT	9
800x800 / 31½"x31½"	NAT / SP RECT	9
1200x1200 / 48"x48"	SP RECT	9
1200x2400 / 48"x96"	SP RECT	9
1200x1200 / 48"x48"	NAT RECT	6
1200x2780 / 48"x110"	SP RECT	6
1600x1600 / 63"x63"	SP RECT	6
1600x3200 / 63"x126"	SP RECT	6
1620x3240 / 63¾"x127½"	SLK NOT RECT	12
600x600 / 24"x24"	ST RECT	20
600x1200 / 24"x48"	ST RECT	20
800x800 / 31½"x31½"	ST RECT	20
1200x1200 / 48"x48"	ST RECT	20

Stucchi consigliati Recommended grouts		
KERAKOLL	35	
MAPEI	112 Grigio Medio	
LATICRETE	78 Sterling Silver	

**CHAMOIS GC 08**



20 mm Outdoor 30 mm Outdoor LEED Compliant V2

Formati Nominali Nominal Sizes	Superficie Finish	Spessore mm Thickness mm
150x600 / 6"x24"	SP RECT	9
300x600 / 12"x24"	NAT / SP / ST RECT	9
600x600 / 24"x24"	NAT / SP / ST RECT	9
600x600 / 24"x24"	SP RECT	20
600x1200 / 24"x48"	SP / NAT RECT	9
800x800 / 31½"x31½"	NAT / SP RECT	9
1200x1200 / 48"x48"	SP RECT	9
600x600 / 24"x24"	ST RECT	20
600x1200 / 24"x48"	ST RECT	20
800x800 / 31½"x31½"	ST RECT	20
900x900 / 36"x36"	ST RECT	20
1200x1200 / 48"x48"	ST RECT	20
600x600 / 24"x24"	ST RECT	30

Stucchi consigliati Recommended grouts		
KERAKOLL	46	
MAPEI	112 Grigio Medio	
LATICRETE	78 Sterling Silver	

**TOFFEE GC 09**



LEED Compliant V2

Formati Nominali Nominal Sizes	Superficie Finish	Spessore mm Thickness mm
150x600 / 6"x24"	SP RECT	9
300x600 / 12"x24"	NAT / SP / ST RECT	9
600x600 / 24"x24"	NAT / SP / ST RECT	9
600x1200 / 24"x48"	SP / NAT RECT	9
800x800 / 31½"x31½"	NAT / SP RECT	9
1200x1200 / 48"x48"	SP RECT	9

Stucchi consigliati Recommended grouts		
KERAKOLL	36	
MAPEI	114 Antracite	
LATICRETE	45 Raven	

**GINGER GC 10**



LEED Compliant V2

Formati Nominali Nominal Sizes	Superficie Finish	Spessore mm Thickness mm
150x600 / 6"x24"	SP RECT	9
300x600 / 12"x24"	NAT / SP / ST RECT	9
600x600 / 24"x24"	NAT / SP / ST RECT	9
600x1200 / 24"x48"	NAT / SP / ST RECT	9
800x800 / 31½"x31½"	NAT / SP RECT	9
1200x1200 / 48"x48"	SP RECT	9
1200x2400 / 48"x96"	SP RECT	9
1200x1200 / 48"x48"	NAT RECT	6
1200x2780 / 48"x110"	SP RECT	6
1600x1600 / 63"x63"	SP RECT	6
1600x3200 / 63"x126"	SP RECT	6

Stucchi consigliati Recommended grouts		
KERAKOLL	43	
MAPEI	111 Grigio Argento	
LATICRETE	88 Silver Shadow	

**IRON GC 20**



LEED Compliant V2

Formati Nominali Nominal Sizes	Superficie Finish	Spessore mm Thickness mm
150x600 / 6"x24"	SP RECT	9
300x600 / 12"x24"	SP RECT	9
600x600 / 24"x24"	SP RECT	9
600x1200 / 24"x48"	SP RECT	9
800x800 / 31½"x31½"	SP RECT	9
1200x2780 / 48"x110"	SP RECT	6
1600x1600 / 63"x63"	SP RECT	6
1600x3200 / 63"x126"	SP RECT	6
1620x3240 / 63¾"x127½"	SLK NOT RECT	12

Stucchi consigliati Recommended grouts		
KERAKOLL	11	
MAPEI	114 Antracite	
LATICRETE	45 Raven	

**CORTEN GC 21**



LEED Compliant V2

Formati Nominali Nominal Sizes	Superficie Finish	Spessore mm Thickness mm
150x600 / 6"x24"	SP RECT	9
300x600 / 12"x24"	SP RECT	9
600x600 / 24"x24"	SP RECT	9
600x1200 / 24"x48"	SP RECT	9
800x800 / 31½"x31½"	SP RECT	9
1200x2780 / 48"x110"	SP RECT	6

Stucchi consigliati Recommended grouts		
KERAKOLL	28	
MAPEI	113 Grigio Cemento	
LATICRETE	34 Sand Stone	

RIASSUNTIVO FORMATI ED IMBALLI

Summary of sizes and packaging | Übersicht über Formate und Verpackungen | Récapitulatif formats et emballages  
Sinóptico de formatos y embalajes | Краткая информация о форматах и упаковках | 规格和包装概述

		± 9 mm							
Formati Nominali Nominal Sizes		300x300 12"x12"	150x600 6"x24"	300x600 12"x24"	300x600 12"x24"	300x600 12"x24"	600x600 24"x24"	600x600 24"x24"	600x600 24"x24"
Tutti i formati sono rettificati.   All sizes are rectified.									
Superficie Finish		NAT	SP	NAT	SP	ST	NAT	SP	ST
CLEAR GC 01	V2	■	■	■	■	■	■	■	■
PERFECT GC 02	V2	■	■	■	■	■	■	■	■
IDEAL GC 03	V2	■	■	■	■	■	■	■	■
TYPE GC 04	V2	-	■	■	■	■	■	■	■
CLASSIC GC 05	V2	-	■	■	■	■	■	■	■
ABSOLUTE GC 06	V2	-	■	■	■	■	■	■	■
SUGAR GC 07	V2	-	■	■	■	■	■	■	■
CHAMOIS GC 08	V2	-	■	■	■	■	■	■	■
TOFFEE GC 09	V2	-	■	■	■	■	■	■	■
GINGER GC 10	V2	-	■	■	■	■	■	■	■
IRON GC 20	V2	-	■	-	■	-	-	■	-
CORTEN GC 21	V2	-	■	-	■	-	-	■	-
<b>Peso lordo per scatola</b> Gross weight per box		19,73	26,92	25,58	25,58	25,58	22,13	22,13	22,13
<b>Pezzi per scatola</b> Pieces for box		12	14	7	7	7	3	3	3
<b>mq. scatola</b> sqm. box		1,08	1,26	1,26	1,26	1,26	1,08	1,08	1,08
<b>Scatole / Full pallet</b> boxes / Full pallet		48	40	40	40	40	40	40	40
<b>mq. pallet</b> sqm. pallet		51,84	50,40	50,40	50,40	50,40	43,20	43,20	43,20

Per tutti i grandi formati è possibile prevedere, su richiesta, e con un lotto minimo l'applicazione di una stuoia in fibra di vetro.  
For big sizes, a fibreglass mat can be applied on request, with a minimum production batch.

		± 9 mm							± 20 mm
Formati Nominali Nominal Sizes		600x1200 24"x48"	600x1200 24"x48"	800x800 31½"x31½"	1200x1200 48"x48"	1200x2400 48"x96"	1200x2400 48"x96"	600x600 24"x24"	
Tutti i formati sono rettificati.   All sizes are rectified.									
Superficie Finish		NAT	SP	ST	NAT	SP	SP	SP	
CLEAR GC 01	V2	■	■	■	■	■	■	■	
PERFECT GC 02	V2	■	■	■	■	■	■	■	
IDEAL GC 03	V2	■	■	■	■	■	■	■	
TYPE GC 04	V2	■	■	-	■	■	■	-	
CLASSIC GC 05	V2	■	■	-	■	■	■	■	
ABSOLUTE GC 06	V2	■	■	■	■	■	■	-	
SUGAR GC 07	V2	■	■	■	■	■	■	■	
CHAMOIS GC 08	V2	■	■	-	■	■	■	■	
TOFFEE GC 09	V2	■	■	-	■	■	■	-	
GINGER GC 10	V2	■	■	■	■	■	■	-	
IRON GC 20	V2	-	■	-	-	-	-	-	
CORTEN GC 21	V2	-	■	-	-	-	-	-	
<b>Peso lordo per scatola</b> Gross weight per box		32,29	32,29	32,29	27,36	27,36	61,56	-	
<b>Pezzi per scatola</b> Pieces for box		2	2	2	2	2	2	2	
<b>mq. scatola</b> sqm. box		1,44	1,44	1,44	1,28	1,28	2,88	0,72	
<b>Scatole / Full pallet</b> boxes / Full pallet		35	35	35	48	48	20	32	
<b>mq. pallet</b> sqm. pallet		50,40	50,40	50,40	61,44	61,44	57,60	23,04	

		± 6 mm					± 12 mm
Formati Nominali Nominal Sizes		1200x1200 48"x48"	1200x2780 48"x109"	1600x1600 63"x63"	1600x3200 63"x126"	1600x3200 63"x126"	1620x3240 63¾"x127½"
Tutti i formati sono rettificati, eccetto il formato 1620x3240. All sizes except 1620x3240 are rectified.							
Superficie Finish		NAT	SP	SP	SP	SP	SLK
CLEAR GC 01	V2	■	■	■	■	■	■
PERFECT GC 02	V2	■	■	■	■	■	-
IDEAL GC 03	V2	■	■	■	■	■	■
TYPE GC 04	V2	-	-	-	-	-	-
CLASSIC GC 05	V2	-	-	-	-	-	-
ABSOLUTE GC 06	V2	■	■	-	-	-	-
SUGAR GC 07	V2	■	■	■	■	■	■
CHAMOIS GC 08	V2	-	-	-	-	-	-
TOFFEE GC 09	V2	-	-	-	-	-	-
GINGER GC 10	V2	■	■	■	■	■	-
IRON GC 20	V2	-	■	■	■	■	■
CORTEN GC 21	V2	-	■	-	-	-	-
<b>Peso lordo per scatola</b> Gross weight per box		41,44					
<b>Pezzi per scatola</b> Pieces for box		2	Please refer to page 562	Please refer to page 562	Please refer to page 562	Please refer to page 562	Please refer to page 562
<b>mq. scatola</b> sqm. box		2,88					
<b>Scatole / Full pallet</b> boxes / Full pallet		20					
<b>mq. pallet</b> sqm. pallet		57,60					

Per garantire elevati standard di sicurezza e le migliori performance tecniche in relazione al loro utilizzo finale (piani cucina, top, arredi), tutte le lastre in formato 1620x3240 in spessore 12mm prevedono l'applicazione di una stuoia in fibra di vetro sul retro della lastra.  
All the 1620x3240 slabs in 12mm thickness are provided with a fibreglass mat applied to the back of the slab, to guarantee substantial safety standards and suitable technical performance required for their final use (kitchen countertops, tops, furnishings).

		± 20 mm					± 30 mm
Formati Nominali Nominal Sizes		600x600 24"x24"	600x1200 24"x48"	800x800 31½"x31½"	900x900 36"x36"	1200x1200 48"x48"	600x600 24"x24"
Tutti i formati sono rettificati.   All sizes are rectified.							
Superficie Finish		ST	ST	ST	ST	ST	ST
PERFECT GC 02	V2	■	■	■	-	■	-
IDEAL GC 03	V2	■	■	■	■	■	■
TYPE GC 04	V2	■	■	■	■	■	■
CLASSIC GC 05	V2	■	■	■	■	■	■
ABSOLUTE GC 06	V2	■	■	■	■	■	-
SUGAR GC 07	V2	■	■	■	-	■	-
CHAMOIS GC 08	V2	■	■	■	■	■	■
<b>Peso lordo per scatola</b> Gross weight per box		32,57	33,40	29,70	37,60		23,68
<b>Pezzi per scatola</b> Pieces for box		2	1	1	1	Please refer to page 562	1
<b>mq. scatola</b> sqm. box		0,72	0,72	0,64	0,81		0,36
<b>Scatole / Full pallet</b> boxes / Full pallet		30	35	42	18		40
<b>mq. pallet</b> sqm. pallet		21,60	25,20	26,88	14,58		14,40

ACCORGIMENTI SPECIFICI PER L'APPLICAZIONE DELLE GRANDI LASTRE IN 6 MM DI SPESSORE: p. 556 | Precautions for 6mm big slabs applications: page 556 | spezifische Anweisungen zur Nutzung der Grossformate in 6mm: seite 556 | Precauciones específicas para la aplicación de las grandes placas en 6 mm de espesor: page 556 | Precautions spécifiques pour la pose des grandes plaques en 6mm d'épaisseur: página 556 | специальные предосторожности для укладки больших плит толщиной 6 мм : страница 556

RACCOMANDAZIONI PER UTILIZZO E CURA DELLE LASTRE COUNTERTOPS p. 557 | How to use and take good care of the COUNTERTOPS slabs p. 557 | Tipps für den Einsatz und die Pflege der Platten COUNTERTOPS p. 557 | Recomendaciones para el uso y cuidado de las placas COUNTERTOPS p. 557 | Рекомендации по использованию и уходу за плитami COUNTERTOPS p.557 | 规格的COUNTERTOPS系列陶瓷板的使用和护理建议 557

PEZZI SPECIALI

Special pieces | Sonderstücke | Pièces spéciales | Piezas especiales | специальные изделия | 特殊件

Pezzi speciali Special pieces	Battiscopa*		Gradino A*		Gradino A*		Gradino A*		Gradino G*		Gradino G*	
	72x600 27/8"x24"	72x800 27/8"x31 1/2"	300x600 12"x24"		330x800 13 1/8"x31 1/2"		330x1200 13 1/8"x48"		300x600 12"x24"		330x800 13 1/8"x31 1/2"	
Superficie Finish	SP	SP	NAT	SP	NAT	SP	NAT	SP	NAT	SP	NAT	SP
CLEAR GC 01	■	■	■	■	■	■	■	■	■	■	■	■
PERFECT GC 02	■	■	■	■	■	■	■	■	■	■	■	■
IDEAL GC 03	■	■	■	■	■	■	■	■	■	■	■	■
TYPE GC 04	■	■	■	■	■	■	■	■	■	■	■	■
CLASSIC GC 05	■	■	■	■	■	■	■	■	■	■	■	■
ABSOLUTE GC 06	■	■	■	■	■	■	■	■	■	■	■	■
SUGAR GC 07	■	■	■	■	■	■	■	■	■	■	■	■
CHAMOIS GC 08	■	■	■	■	■	■	■	■	■	■	■	■
TOFFEE GC 09	■	■	■	■	■	■	■	■	■	■	■	■
GINGER GC 10	■	■	■	■	■	■	■	■	■	■	■	■
IRON GC 20	■	■	-	■	-	■	-	■	-	■	-	■
CORTEN GC 21	■	■	-	■	-	■	-	■	-	■	-	■
Pezzi per scatola Pieces for box	10		7		7		4		7		7	

\* Finitura a becco di civetta | One-round edge shaping | Ausführung mit Eckabrundung | Façonnage à bord rond | Acabado canto romo | Плитка с завалом | 鹰嘴边缘处理

Pezzi speciali Special pieces	Gradino B ang.		Gradino B		Gradino B		Gradino B		Unico 2.0	Copertina 2.0
	330x330 13 1/8"x13 1/8"	330x600 13 1/8"x24"	330x800 13 1/8"x31 1/2"		330x1200 13 1/8"x48"		300x600x20 12"x24"x3/4"		300x600x20 12"x24"x3/4"	
Superficie Finish	NAT	SP	NAT	SP	NAT	SP	NAT	SP	ST	ST
CLEAR GC 01	■	■	■	■	■	■	■	■	-	-
PERFECT GC 02	■	■	■	■	■	■	■	■	-	-
IDEAL GC 03	■	■	■	■	■	■	■	■	■	-
TYPE GC 04	■	■	■	■	■	■	■	■	■	■
CLASSIC GC 05	■	■	■	■	■	■	■	■	■	-
ABSOLUTE GC 06	■	■	■	■	■	■	■	■	■	■
SUGAR GC 07	■	■	■	■	■	■	■	■	-	-
CHAMOIS GC 08	■	■	■	■	■	■	■	■	■	-
TOFFEE GC 09	■	■	■	■	■	■	■	■	-	-
GINGER GC 10	■	■	■	■	■	■	■	■	-	-
IRON GC 20	-	■	-	■	-	■	-	■	-	-
CORTEN GC 21	-	■	-	■	-	■	-	■	-	-
Pezzi per scatola Pieces for box	4		4		4		2		3	3

MY NOTES

.....

.....

.....

.....

Maggiori informazioni  
More information



SP: Spazzolata  
 NAT: Naturale | Natural | Natur/unpoliert | Naturelle | Natural | Натуральный | 天然  
 ST: Strutturata | Structured | Strukturiert | Structuré | Estructurado | Структурированный | 结构  
 SLK: Silk

DECORI

Decors | Dekore | Decors | Decoros | Декоры | 装饰砖

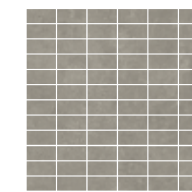
Mattoncino NAT  
 300x300 / 12"x12"  
 Tessere 24x48 / 1"x2"




CLEAR GC 01




PERFECT GC 02




IDEAL GC 03




TYPE GC 04




CLASSIC GC 05




ABSOLUTE GC 06



SUGAR GC 07




CHAMOIS GC 08




TOFFEE GC 09




GINGER GC 10



IRON GC 20 (SP)



CORTEN GC 21 (SP)



Depot SP  
 600x600 / 24"x24"



IRON GC 20

MATTONCINO:  
 Decoro su rete | Mesh-backed decoration | Dekor auf netz | Décor sur filet | Decoración en red | Декор в сетку | 网板背帖装饰件




DECORI

Decors | Dekore | Decors | Decoros | Декоры | 装饰砖


**Mosaico 36T NAT**  
300x300 / 12"x12"  
Tessere 48x48 / 2"x2"




CLEAR GC 01




PERFECT GC 02




IDEAL GC 03




TYPE GC 04




CLASSIC GC 05




ABSOLUTE GC 06




SUGAR GC 07




CHAMOIS GC 08




TOFFEE GC 09



GINGER GC 10




IRON GC 20 (SP)




CORTEN GC 21 (SP)

**Knit NAT**  
300x300 / 12"x12"  
Tessere 24x48 / 1"x2"



**Cold**  
CLEAR GC 01  
PERFECT GC 02  
IDEAL GC 03




**Warm**  
SUGAR GC 07  
CHAMOIS GC 08  
TOFFEE GC 09

**Ensemble NAT**  
300x300 / 12"x12"



PERFECT GC 02



SUGAR GC 07

**Pezzi per scatola**  
Pieces for box

Mattoncino	6
Mosaico 36T	6
Knit	7
Ensemble	4
Depot	3
Boule	1
Sun	1
Writer	1




**MOSAICO 36T, KNIT:**  
Decoro su rete | Mesh-backed decoration | Dekor auf netz | Décor sur filet | Decoración en red | Декор в сети | 网板背粘装饰件

SP: Spazzolata  
NAT: Naturale | Natural | Natur/unpoliert | Naturelle | Natural | Натуральный | 天然  
ST: Strutturata | Structured | Strukturiert | Structuré | Estructurado | Труктурированный | 结构  
SLK: Silk

I DECORATI 800x800x20 mm




800x800x20 mm decorated tiles | Die dekorierten Fliesen 800x800x20 mm | Les décorés 800x800x20 mm  
Azulejos decorados 800x800x20 mm | Декоры 800x800x20 mm | 装饰砖 800x800x20 mm

**BOULE (FREDDO) ST 20mm**  
800x800x20 / 31 1/2"x31 1/2"x3/4"



IDEAL GC 03 5 grafiche - 5 graphics

**BOULE (FREDDO) ST 20mm**  
800x800x20 / 31 1/2"x31 1/2"x3/4"



IDEAL GC 03 5 grafiche - 5 graphics

**BOULE, SUN E WRITER: grafiche miscelate in modo casuale.**  
BOULE, SUN AND WRITER: graphics mixed randomly.

I DECORATI 800x800x20 mm

800x800x20 mm decorated tiles | Die dekorierten Fliesen 800x800x20 mm | Les décorés 800x800x20 mm  
Azulejos decorados 800x800x20 mm | Декоры 800x800x20 mm | 装饰砖 800x800x20 mm

SUN ST 20mm

800x800x20 / 31 1/2"x31 1/2"x3/4"



PERFECT GC 02 6 grafiche - 6 graphics

WRITER ST 20mm

800x800x20 / 31 1/2"x31 1/2"x3/4"



IDEAL GC 03 8 grafiche - 8 graphics

BOULE, SUN E WRITER: grafiche miscelate in modo casuale.  
BOULE, SUN AND WRITER: graphics mixed randomly.

CARATTERISTICHE TECNICHE

Technical specifications | Technische Eigenschaften | Caractéristiques techniques | Características técnicas | Технические характеристики | 技术特征

STANDARD EN 14411 - G

	CARATTERISTICHE TECNICHE TECHNICAL DATA TECHNISCHE DATEN CARACTERISTIQUES TECHNIQUES CARACTERÍSTICAS TÉCNICAS ТЕХНИЧЕСКИЕ ХАРАКТЕРИСТИКИ 技术特征	NORMA STANDARD NORM NORME NORMA НОРМА 标准	VALORI PRESCRITTI DALLE NORME EN 14411 - G INTERNATIONAL STANDARDS EN 14411 - G INTERNATIONALE NORMWERTE EN 14411 - G VALEURS PREVUES PAR LES NORMES EN 14411 - G VALORES PREVISTOS POR LAS NORMAS EN 14411 - G ПРЕДУСМОТРЕННЫЕ СТАНДАРТОМ EN 14411-G EN 14411 - G标准规定值	*VALORE MEDIO MIRAGE MIRAGE AVERAGE VALUE MIRAGE MITTELWERT VALEURS MOYEN MIRAGE VALORES MEDIO MIRAGE СРЕДНЕЕ ЗНАЧЕНИЕ MIRAGE MIRAGE平均值
	<b>CARATTERISTICHE DIMENSIONALI</b> - SIZE CHARACTERISTICS - MASSEIGENSCHAFTEN DETERMINATION DES CARACTERISTIQUES DIMENSIONNELLES - CARACTERÍSTICAS DIMENSIONALES - РАЗМЕРНЫЕ ХАРАКТЕРИСТИКИ - 尺寸特征			
	<b>LATI</b> SIDES - SEITEN COTES - CANTOS РАЗМЕРЫ СТОРОН - 側邊	EN ISO 10545-2	± 0,3% MAX (± 1,0 mm MAX)	CONFORME COMPLYING
	<b>SPESSORE</b> THICKNESS - DICKE ÉPAISSEUR - ESPESOR ТОЛЩИНА - 厚度	EN ISO 10545-2	± 5,0% MAX (± 0,5 mm MAX)	CONFORME COMPLYING
	<b>RETTILINEITÀ DEGLI SPIGOLI</b> STRAIGHTNESS OF SIDES - GERADLINIGKEIT DER KANTEN RECTITUDE DES ARÊTES - RECTITUD DE LOS CANTOS КОСОУГОЛЬНОСТЬ - 边角平直度	EN ISO 10545-2	± 0,3% MAX (± 0,8 mm MAX)	CONFORME COMPLYING
	<b>ORTOGONALITÀ</b> RECTANGULARITY - RECHTWINKLIGKEIT PERPENDICULARITÉ - ORTOGONALIDAD КРИВИЗНА СТОРОН - 直角度	EN ISO 10545-2	± 0,3% MAX (± 1,5 mm MAX)	CONFORME COMPLYING
	<b>PLANARITÀ</b> SURFACE FLATNESS - EBENFLÄCHIGKEIT PLANEITE DE SURFACE - PLANEIDAD КРИВИЗНА ЛИЦЕВОЙ ПОВЕРХНОСТИ - 平整度	EN ISO 10545-2	± 0,4% MAX (± 1,8 mm MAX)	CONFORME COMPLYING
	<b>ASSORBIMENTO D'ACQUA</b> WATER ABSORPTION - WASSERAUFNAHME ABSORPTION D'EAU - ABSORCIÓN DE AGUA ВОДОПОГЛОЩЕНИЕ - 吸水率	EN ISO 10545-3	≤ 0,5%	≤ 0,1%
	<b>RESISTENZA ALLA FLESSIONE</b> FLEXION RESISTANCE - BIEGEFESTIGKEIT RESISTANCE A LA FLEXION - RESISTENCIA A LA FLEXIÓN ПРЕДЕЛ ПРОЧНОСТИ ПРИ ИЗГИБЕ - 抗弯强度	EN ISO 10545-4	S ≥ 700 N (< 7,5 mm) S ≥ 1.300 N (> 7,5 mm)  R ≥ 35 N/mm <sup>2</sup> .	±6 mm: S≥1100N R≥45 N/mm <sup>2</sup> ±9 mm: S≥2.400N R≥48 N/mm <sup>2</sup> ±12 mm: S≥4.000N R≥48 N/mm <sup>2</sup> ±20 mm: S≥12.500N R≥48 N/mm <sup>2</sup> ±30 mm: S≥26.000N R≥48 N/mm <sup>2</sup>
	<b>RESISTENZA ALL'URTO</b> IMPACT RESISTANCE - STOSSFESTIGKEIT RESISTANCE AUX CHOCES - RESISTENCIA A LOS GOLPES УДАРОСТОЙКОСТЬ - 抗冲击强度	EN ISO 10545-5	VALORE DICHIARATO DECLARED VALUE	> 0,80
	<b>RESISTENZA ALL'ABRASIONE</b> ABRASION RESISTANCE - ABRIEFESTIGKEIT RESISTANCE A L'ABRASION - RESISTENCIA A LA ABRASIÓN СТОЙКОСТЬ К ИСТИРАНИЮ - 耐磨强度	EN ISO 10545-6	≤ 175 mm <sup>3</sup>	< 150 mm <sup>3</sup>
	<b>COEFFICIENTE DI DILATAZIONE TERMICA LINEARE</b> COEFFICIENT OF LINEAR THERMAL-EXPANSION - LINEARER WÄRMEAUSSDEHNUNGSKOEFFIZIENT COEFFICIENT DE DILATATION THERMIQUE LINEAIRE - COEFFICIENTE DE DILATACIÓN TÉRMICA LINEAL КОЭФФИЦИЕНТ ЛИНЕЙНОГО ТЕРМИЧЕСКОГО РАСТЯЖЕНИЯ - 线性热膨胀系数	EN ISO 10545-8	-	α=6,6x10 <sup>-6</sup> °C <sup>-1</sup>
	<b>RESISTENZA AGLI SBALZI TERMICI</b> RESISTANCE TO THERMAL SHOCKS - BESTÄNDIGKEIT GEGEN TEMPERATURSCHWANKUNGEN RESISTANCE AUX CHOCES THERMIQUES - RESISTENCIA A LOS CHOQUES TÉRMICOS СТОЙКОСТЬ К ПЕРЕПАДАМ ТЕМПЕРАТУРЫ - 耐热突变性	EN ISO 10545-9	TEST SUPERATO SECONDO EN ISO 10545-1 PASS ACCORDING EN ISO 10545-1	NESSUN DANNO NO DAMAGE
	<b>RESISTENZA AL GELO</b> FROST RESISTANCE - FROSTBESTÄNDIGKEIT RESISTANCE AU GEL - RESISTENCIA AL HIELO МОРОЗОСТОЙКОСТЬ - 耐冻性	EN ISO 10545-12	TEST SUPERATO SECONDO EN ISO 10545-1 PASS ACCORDING EN ISO 10545-1	NESSUN DANNO NO DAMAGE
	<b>RESISTENZA ALL'ATTACCO CHIMICO</b> RESISTANCE TO CHEMICALS - CHEMIKALIENBESTÄNDIGKEIT RESISTANCE A L'ATTAQUE CHIMIQUE - RESISTENCIA QUÍMICA ХИМИЧЕСКАЯ СТОЙКОСТЬ - 耐化学品作用	EN ISO 10545-13	UB MIN.	A LA HA
	<b>RESISTENZA ALLE MACCHIE</b> RESISTANCE TO STAINS - FLECKENBESTÄNDIGKEIT RESISTANCE AUX TACHES - RESISTENCIA A LAS MANCHAS УСТОЙЧИВОСТЬ К ПЯТНООБРАЗОВАНИЮ - 防污性	EN ISO 10545-14	VALORE DICHIARATO DECLARED VALUE	5
	<b>CESSIONE DI PIOMBO E CADMIUM</b> LEAD AND CADMIUM DISCHARGE - ABGABE VON BLEI UND CADMIUM PERTE DE PLOMB ET CADMIUM - CESIÓN DE PLOMO Y CADMIUM ВЫДЕЛЕНИЕ СВИНЦА И КАДМИЯ - 铅和镉的排放	EN ISO 10545-15	VALORE DICHIARATO DECLARED VALUE	< AL LIMITE DI RILEVAMENTO < THAN INSTRUMENT LIMIT
	<b>SCIVOLOSITÀ</b> SKID RESISTANCE - RUTSCHWERT GLISSANCE - ADHERENCIA СКОЛЬЗКОСТЬ - 防滑性			NAT ST SP ST20/30mm DM 236/89 BCRA > 0,40 >0,40 >0,40 >0,40 >0,40 ANSI A326.3 Wet and Dry ≥ 0,42 ≥ 0,55 ≥ 0,42 ≥ 0,55 AS 4586 - P2 P5 P2 P5 DIN 51130 - R10 R11 R9 R11 DIN 51097 - A A+B+C A A+B+C UNE 41901 ≥ CL1 CL2 CL3 CL1 CL3 BS 7976 sl.96-4S Wet and Dry ≥ 0,36 ≥ 0,36 - ≥ 0,36 BS 7976 sl.55-TRL Wet and Dry - ≥ 0,36 - ≥ 0,36

Per i certificati specifici, contattare Mirage SpA - For specific certificates, please contact Mirage SPA - Für die speziellen Zertifikate wenden Sie sich bitte an Mirage SpA - Pour les certificats spécifiques, veuillez contacter Mirage SPA  
Para los certificados específicos, contactar Mirage SPA - Для сертификатов обращайтесь в компанию Mirage SpA - 关于具体的证书, 请联系Mirage SpA公司