



WALL: Travertino Light **EY 07** Line 1200x2780 / 48"x110" SP RECT
FLOOR: VICEVERSA Alba **VV 07** 1200x1200 / 48"x48" SP RECT

ELYSIAN

Elysian is a real lab for indoor and outdoor applications.

A unique collection of the best-known stones used in architecture, elevated to their highest aesthetic potential.



WALL: NORR Grus **RR 09** 1200x2780 / 48"x110" SP RECT
FLOOR: Saastal **EY 05**
REAR BED WALL: Saastal **EY 05** 300x600 / 12"x12" NAT RECT

COLORI


Colours | Farben | Couleurs | Colores | Цветов | 种颜色



Mediterranea
EY 01



Desert Stone
EY 02



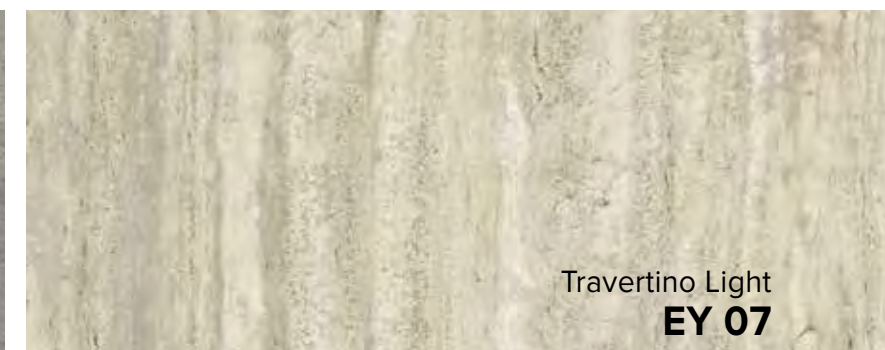
Beige Catalan
EY 03




Gris Catalan
EY 04



Saastal
EY 05



Travertino Light
EY 07



Travertino Dark
EY 08



Gold Catalan
EY 09

WALL: Gris Catalan **EY 04** 1200x2780 / 48"x110" SP RECT
FLOOR: Gris Catalan **EY 04** 1200x1200 / 48"x48" SP RECT
BATHTUB: Gris Catalan **EY 04** SP



WALL: Desert Stone **EY 02** 1200x2780 / 48"x110" SP RECT
FLOOR: Desert Stone **EY 02** 600x1200 / 24"x48" NAT RECT
WASHBASIN: Bathmood Comfort Desert Stone **EY 02** NAT



WALL & CABINET: Travertino Light **EY 07** 1200x2780 / 48"x110" SP RECT
FLOOR: Travertino Light **EY 07** 600x1200 / 24"x48" NAT RECT



FLOOR: Beige Catalan **EY 03** 600x1200 / 24"x48" ST RECT

COLORI

Colours | Farben | Couleurs | Colores | Цветов | 种颜色

MEDITERRANEA **EY 01**



Formati Nominali Nominal Sizes		Superficie Finish	Spessore mm Thickness mm
300x600 / 12"x24"	NAT RECT	9	
600x600 / 24"x24"	NAT RECT	9	
600x1200 / 24"x48"	NAT / ST RECT	9	
800x800 / 31½"x31½"	SP RECT	9	
1200x1200 / 48"x48"	SP / ST RECT	9	
800x1600 / 31½"x63"	SP RECT	9	
1200x2780 / 48"x110"	SP RECT	6	
Line 1200x2780 / 48"x110"	SP RECT	6	
Arrow 1200x2780 / 48"x110"	SP RECT	6	
600x600 / 24"x24"	ST RECT	20	
600x1200 / 24"x48"	ST RECT	20	
800x800 / 31½"x31½"	ST RECT	20	

Stucchi consigliati Recommended grouts		
KERAKOLL	20	
MAPEI	111 Grigio Argento	
LATICRETE	85 Almond	

DESERT STONE **EY 02**



Formati Nominali Nominal Sizes		Superficie Finish	Spessore mm Thickness mm
300x600 / 12"x24"	NAT RECT	9	
600x600 / 24"x24"	NAT RECT	9	
600x1200 / 24"x48"	NAT / ST RECT	9	
800x800 / 31½"x31½"	SP RECT	9	
1200x1200 / 48"x48"	SP / ST RECT	9	
800x1600 / 31½"x63"	SP RECT	9	
1200x2780 / 48"x110"	SP RECT	6	
Line 1200x2780 / 48"x110"	SP RECT	6	
Arrow 1200x2780 / 48"x110"	SP RECT	6	
600x600 / 24"x24"	ST RECT	20	
600x1200 / 24"x48"	ST RECT	20	
800x800 / 31½"x31½"	ST RECT	20	
600x900 / 24"x36"	ST RECT	30	

Stucchi consigliati Recommended grouts		
KERAKOLL	43	
MAPEI	110 Manhattan	
LATICRETE	85 Almond	

BEIGE CATALAN **EY 03**



Formati Nominali Nominal Sizes		Superficie Finish	Spessore mm Thickness mm
300x600 / 12"x24"	NAT RECT	9	
600x600 / 24"x24"	NAT RECT	9	
600x1200 / 24"x48"	NAT / ST RECT	9	
800x800 / 31½"x31½"	SP RECT	9	
1200x1200 / 48"x48"	SP / ST RECT	9	
1200x2780 / 48"x110"	SP RECT	6	
600x600 / 24"x24"	ST RECT	20	
600x1200 / 24"x48"	ST RECT	20	
800x800 / 31½"x31½"	ST RECT	20	

Stucchi consigliati Recommended grouts		
KERAKOLL	43	
MAPEI	111 Grigio Argento	
LATICRETE	90 Light Pewter	

GRIS CATALAN **EY 04**



Formati Nominali Nominal Sizes		Superficie Finish	Spessore mm Thickness mm
300x600 / 12"x24"	NAT RECT	9	
600x600 / 24"x24"	NAT RECT	9	
600x1200 / 24"x48"	NAT / ST RECT	9	
800x800 / 31½"x31½"	SP RECT	9	
1200x1200 / 48"x48"	SP / ST RECT	9	
1200x2780 / 48"x110"	SP RECT	6	
600x600 / 24"x24"	ST RECT	20	
600x1200 / 24"x48"	ST RECT	20	
800x800 / 31½"x31½"	ST RECT	20	
600x900 / 24"x36"	ST RECT	30	

Stucchi consigliati Recommended grouts		
KERAKOLL	08	
MAPEI	112 Grigio Medio	
LATICRETE	78 Sterling Silver	

SAASTAL **EY 05**



Formati Nominali Nominal Sizes		Superficie Finish	Spessore mm Thickness mm
300x600 / 12"x24"	NAT RECT	9	
600x600 / 24"x24"	NAT RECT	9	
600x1200 / 24"x48"	NAT / ST RECT	9	
800x800 / 31½"x31½"	SP RECT	9	
1200x1200 / 48"x48"	SP RECT	9	
600x600 / 24"x24"	ST RECT	20	
300x1200 / 12"x48"	ST RECT	20	
600x1200 / 24"x48"	ST RECT	20	
800x800 / 31½"x31½"	ST RECT	20	
600x900 / 24"x36"	ST RECT	30	

Stucchi consigliati Recommended grouts		
KERAKOLL	08	
MAPEI	113 Grigio Cemento	
LATICRETE	78 Sterling Silver	

TRAVERTINO LIGHT **EY 07**



Formati Nominali Nominal Sizes		Superficie Finish	Spessore mm Thickness mm
300x600 / 12"x24"	NAT RECT	9	
600x600 / 24"x24"	NAT RECT	9	
600x1200 / 24"x48"	NAT RECT	9	
800x800 / 31½"x31½"	SP RECT	9	
1200x1200 / 48"x48"	SP RECT	9	
800x1600 / 31½"x63"	SP RECT	9	
1200x2780 / 48"x110"	SP RECT	6	
Line 1200x2780 / 48"x110"	SP RECT	6	
300x1200 / 12"x48"	ST RECT	20	
600x1200 / 24"x48"	ST RECT	20	

Stucchi consigliati Recommended grouts		
KERAKOLL	43	
MAPEI	111 Grigio Argento	
LATICRETE	85 Almond	

COLORI

Colours | Farben | Couleurs | Colores | Цветов | 种颜色

TRAVERTINO DARK EY 08



Formati Nominali Nominal Sizes		Superficie Finish	Spessore mm Thickness mm
300x600 / 12"x24"		NAT RECT	9
600x600 / 24"x24"		NAT RECT	9
600x1200 / 24"x48"		NAT RECT	9
800x800 / 31½"x31½"		SP RECT	9
1200x1200 / 48"x48"		SP RECT	9
1200x2780 / 48"x110"		SP RECT	6
300x1200 / 12"x48"		ST RECT	20
600x1200 / 24"x48"		ST RECT	20

Stucchi consigliati Recommended grouts	
KERAKOLL	08
MAPEI	112 Grigio Medio
LATICRETE	78 Sterling Silver

GOLD CATALAN EY 09



Formati Nominali Nominal Sizes		Superficie Finish	Spessore mm Thickness mm
300x600 / 12"x24"		NAT RECT	9
600x600 / 24"x24"		NAT RECT	9
600x1200 / 24"x48"		NAT / ST RECT	9
800x800 / 31½"x31½"		SP RECT	9
1200x1200 / 48"x48"		SP / ST RECT	9
1200x2780 / 48"x110"		SP RECT	6
600x600 / 24"x24"		ST RECT	20
600x1200 / 24"x48"		ST RECT	20
800x800 / 31½"x31½"		ST RECT	20

Stucchi consigliati Recommended grouts	
KERAKOLL	43
MAPEI	132 Beige 2000
LATICRETE	23 Antique White



WALL: Mediterranea EY 01 Arrow 1200x2780 / 48"x110" SP RECT
 FLOOR: CLAY Trust CL 07 1200x1200 / 48"x48" SP RECT
 TABLE: JOLIE Calacatta Select JL 02 LUC

RIASSUNTIVO FORMATI ED IMBALLI

Summary of sizes and packaging | Übersicht über Formate und Verpackungen | Récapitulatif formats et emballages
Sinóptico de formatos y embalajes | Краткая информация о форматах и упаковках | 规格和包装概述

		± 9 mm							
Formati Nominali Nominal Sizes		300x600 12"x24"	600x600 24"x24"	600x1200 24"x48"	800x800 31½"x31½"	1200x1200 48"x48"	800x1600 31½"x63"		
Tutti i formati sono rettificati. All sizes are rectified.									
Superficie Finish		NAT	NAT	NAT	ST	SP	SP	ST	SP
MEDITERRANEA EY 01	V2	■	■	■	■	■	■	■	■
DESERT STONE EY 02	V2	■	■	■	■	■	■	■	■
BEIGE CATALAN EY 03	V2	■	■	■	■	■	■	■	-
GRIS CATALAN EY 04	V2	■	■	■	■	■	■	■	-
SAASTAL EY 05	V2	■	■	■	■	■	-	-	-
TRAVERTINO LIGHT EY 07	V2	■	■	■	-	■	■	-	■
TRAVERTINO DARK EY 08	V2	■	■	■	-	■	■	-	-
GOLD CATALAN EY 09	V2	■	■	■	■	■	■	■	-
Peso lordo per scatola Gross weight per box		25,58	22,13	32,29	32,29	27,36	61,56	61,56	55,12
Pezzi per scatola Pieces for box		7	3	2	2	2	2	2	2
mq. scatola sqm. box		1,26	1,08	1,44	1,44	1,28	2,88	2,88	2,56
Scatole / Full pallet boxes / Full pallet		40	40	35	35	48	20	20	16
mq. pallet sqm. pallet		50,40	43,20	50,40	50,40	61,44	57,60	57,60	40,96

TUTTI I FORMATI IN 9 MM NAT SONO REALIZZATI CON LA TECNOLOGIA PERFORMA.
All 9 mm NAT sizes are produced with PERFORMA technology.

		± 6 mm		
Formati Nominali Nominal Sizes		1200x2780 48"x110"	Line 1200x2780 48"x110"	Arrow 1200x2780 48"x110"
Tutti i formati sono rettificati. All sizes are rectified.				
Superficie Finish		SP	SP	SP
MEDITERRANEA EY 01	V2	■	■	■
DESERT STONE EY 02	V2	■	■	■
BEIGE CATALAN EY 03	V2	■	-	-
GRIS CATALAN EY 04	V2	■	-	-
SAASTAL EY 05	V2	-	-	-
TRAVERTINO LIGHT EY 07	V2	■	■	-
TRAVERTINO DARK EY 08	V2	■	-	-
GOLD CATALAN EY 09	V2	■	-	-
Peso lordo per scatola Gross weight per box				
Pezzi per scatola Pieces for box				
mq. scatola sqm. box		Please refer to page 562	Please refer to page 562	Please refer to page 562
Scatole / Full pallet boxes / Full pallet				
mq. pallet sqm. pallet				

Per tutti i grandi formati è possibile prevedere, su richiesta, e con un lotto minimo l'applicazione di una stuoia in fibra di vetro.
For big sizes, a fibreglass mat can be applied on request, with a minimum production batch.

ACCORDIMENTI SPECIFICI PER L'APPLICAZIONE DELLE GRANDI LASTRE IN 6 MM DI SPESSORE: p. 556 | Precautions for 6mm big slabs applications: page 556 | spezifische Anweisungen zur Nutzung der Grossformate in 6mm: seite 556 | Precauciones específicas para la aplicación de las grandes placas en 6 mm de espesor: page 556 | Precautions spécifiques pour la pose des grandes plaques en 6mm d'épaisseur: página 556 | специальные предосторожности для укладки больших плит толщиной 6 мм : страница 556

		± 20 mm				± 30 mm
Formati Nominali Nominal Sizes		600x600 24"x24"	300x1200 12"x48"	600x1200 24"x48"	800x800 31½"x31½"	600x900 24"x36"
Tutti i formati sono rettificati. All sizes are rectified.						
Superficie Finish		ST	ST	ST	ST	ST
MEDITERRANEA EY 01	V2	■	-	■	■	-
DESERT STONE EY 02	V2	■	-	■	■	■
BEIGE CATALAN EY 03	V2	■	-	■	■	-
GRIS CATALAN EY 04	V2	■	-	■	■	■
SAASTAL EY 05	V2	■	■	■	■	■
TRAVERTINO LIGHT EY 07	V2	-	■	■	-	-
TRAVERTINO DARK EY 08	V2	-	■	■	-	-
GOLD CATALAN EY 09	V2	■	-	■	■	-
Peso lordo per scatola Gross weight per box		33,33	32,00	32,00	29,70	35,40
Pezzi per scatola Pieces for box		2	2	1	1	1
mq. scatola sqm. box		0,72	0,72	0,72	0,64	0,54
Scatole / Full pallet boxes / Full pallet		30	36	35	42	32
mq. pallet sqm. pallet		21,60	25,92	25,20	26,88	17,28

MY NOTES

.....

.....

.....

.....

.....




Maggiori informazioni
More information






NAT: Naturale | Natural | Natur/unpoliert | Naturelle | Natural | Натуральный | 天然
ST: Strutturata | Structured | Strukturiert | Structuré | Estructurado | Труктурированный | 结构
SP: Spazzolata

PEZZI SPECIALI

Special pieces | Sonderstücke | Pièces spéciales | Piezas especiales | специальные изделия | 特殊件


	Battiscopa*	Gradino A*	Gradino A*	Gradino A*
 Pezzi speciali Special pieces	72x600 27/8"x24"	72x800 27/8"x31 1/2"	300x600 12"x24"	330x800 13 1/8"x31 1/2"
 Superficie Finish	NAT	SP	NAT	SP
MEDITERRANEA EY 01	■	■	■	■
DESERT STONE EY 02	■	■	■	■
BEIGE CATALAN EY 03	■	■	■	■
GRIS CATALAN EY 04	■	■	■	■
SAASTAL EY 05	■	■	■	■
TRAVERTINO LIGHT EY 07	■	■	■	■
TRAVERTINO DARK EY 08	■	■	■	■
GOLD CATALAN EY 09	■	■	■	■
 Pezzi per scatola Pieces for box	10	10	7	7


* Finitura a becco di civetta | One-round edge shaping | Ausführung mit Eckabrundung | Façonnage à bord rond | Acabado canto romo | Плитка с завалом | 鹰嘴边缘处理


	Gradino B ang.	Gradino B	Gradino B	Gradino B	Gradino G*	Gradino G*
 Pezzi speciali Special pieces	330x330 13 1/8"x13 1/8"	330x600 13 1/8"x24"	330x800 13 1/8"x31 1/2"	330x1200 13 1/8"x48"	300x600 12"x24"	330x800 13 1/8"x31 1/2"
 Superficie Finish	NAT	NAT	SP	NAT	NAT	SP
MEDITERRANEA EY 01	■	■	■	■	■	■
DESERT STONE EY 02	■	■	■	■	■	■
BEIGE CATALAN EY 03	■	■	■	■	■	■
GRIS CATALAN EY 04	■	■	■	■	■	■
SAASTAL EY 05	■	■	■	■	■	■
TRAVERTINO LIGHT EY 07	■	■	■	■	■	■
TRAVERTINO DARK EY 08	■	■	■	■	■	■
GOLD CATALAN EY 09	■	■	■	■	■	■
 Pezzi per scatola Pieces for box	4	4	4	4	7	7

DECORI

Decors | Dekore | Decors | Decoros | Декоры | 装饰砖


 **Mosaico 36T NAT**
300x300 / 12"x12"
Tessere 48x48 / 2"x2"



 **Layer NAT**
300x600 / 12"x24"



NAT: Naturale | Natural | Natur/unpoliert | Naturelle | Natural | Натуральный | 天然
ST: Strutturata | Structured | Strukturiert | Structuré | Estructurado | Труктурированный | 结构
SP: Spazzolata

 **Pezzi per scatola**
Pieces for box

Mosaico 36T	6
Layer	4

MOSAICO 36T, LAYER:
Decoro su rete | Mesh-backed decoration | Dekor auf netz | Décor sur filet | Decoración en red | Декор в сету | 网板背帖装饰件

LINE and ARROW

Una nuova proposta decorativa che esalta le superfici, per un effetto dalla profondità sorprendente.

A new decorative effect that brings out the astonishing depth of our surfaces.

Line SP RECT
1200x2780 / 48"x110"



MEDITERRANEA EY 01

Line SP RECT
1200x2780 / 48"x110"



DESERT STONE EY 02

Line SP RECT
1200x2780 / 48"x110"



TRAVERTINO LIGHT EY 07

Arrow SP RECT
1200x2780 / 48"x110"



MEDITERRANEA EY 01

Arrow SP RECT
1200x2780 / 48"x110"



DESERT STONE EY 02

CARATTERISTICHE TECNICHE

Technical specifications | Technische Eigenschaften | Caractéristiques techniques | Características técnicas | Технические характеристики | 技术特征

STANDARD EN 14411 - G

CARATTERISTICHE TECNICHE TECHNICAL DATA TECHNISCHE DATEN CARACTERISTIQUES TECHNIQUES CARACTERÍSTICAS TÉCNICAS ТЕХНИЧЕСКИЕ ХАРАКТЕРИСТИКИ 技术特征	NORMA STANDARD NORM NORME NORMA НОРМА 标准	VALORI PRESCRITTI DALLE NORME EN 14411 - G INTERNATIONAL STANDARDS EN 14411 - G INTERNATIONALE NORMWERTE EN 14411 - G VALEURS PREVUES PAR LES NORMES EN 14411 - G VALORES PREVISTOS POR LAS NORMAS EN 14411 - G ПРЕДУСМОТРЕННЫЕ СТАНДАРТОМ EN 14411-G EN 14411 - G标准规定值	*VALORE MEDIO MIRAGE MIRAGE AVERAGE VALUE MIRAGE MITTELWERT VALEUR MOYEN MIRAGE VALOR MEDIO MIRAGE СРЕДНЕЕ ЗНАЧЕНИЕ MIRAGE MIRAGE平均值			
CARATTERISTICHE DIMENSIONALI - SIZE CHARACTERISTICS - MASSEIGENSCHAFTEN DETERMINATION DES CARACTERISTIQUES DIMENSIONNELLES - CARACTERÍSTICAS DIMENSIONALES - РАЗМЕРНЫЕ ХАРАКТЕРИСТИКИ - 尺寸特征						
LATI SIDES - SEITEN COTES - CANTOS РАЗМЕРЫ СТОРОН - 側边	EN ISO 10545-2	± 0,3% MAX (± 1,0 mm MAX)	CONFORME COMPLYING			
SPESSORE THICKNESS - DICKE ÉPAISSEUR - ESPESOR ТОЛЩИНА - 厚度	EN ISO 10545-2	± 5,0% MAX (± 0,5 mm MAX)	CONFORME COMPLYING			
RETTILINEITÀ DEGLI SPIGOLI STRAIGHTNESS OF SIDES - GERADLINIGKEIT DER KANTEN RECTITUDE DES ARETES - RECTIDUD DE LOS CANTOS КОСОУГОЛЬНОСТЬ - 边角平直度	EN ISO 10545-2	± 0,3% MAX (± 0,8 mm MAX)	CONFORME COMPLYING			
ORTOGONALITÀ RECTANGULARITY - RECHTWINKLIGKEIT PERPENDICULARITÉ - ORTOGONALIDAD КРИВИЗНА СТОРОН - 直角度	EN ISO 10545-2	± 0,3% MAX (± 1,5 mm MAX)	CONFORME COMPLYING			
PLANARITÀ SURFACE FLATNESS - EBENFLÄCHIGKEIT PLANEITE DE SURFACE - PLANEIDAD КРИВИЗНА ЛИЦЕВОЙ ПОВЕРХНОСТИ - 平整度	EN ISO 10545-2	± 0,4% MAX (± 1,8 mm MAX)	CONFORME COMPLYING			
ASSORBIMENTO D'ACQUA WATER ABSORPTION - WASSERAUFNAHME ABSORPTION D'EAU - ABSORCIÓN DE AGUA ВОДОПОГЛОЩЕНИЕ - 吸水率	EN ISO 10545-3	≤ 0,5%	≤ 0,1%			
RESISTENZA ALLA FLESSIONE FLEXION RESISTANCE - BIEGEFESTIGKEIT RESISTANCE A LA FLEXION - RESISTENCIA A LA FLEXIÓN ПРЕДЕЛ ПРОЧНОСТИ ПРИ ИЗГИБЕ - 抗弯强度	EN ISO 10545-4	S ≥ 700 N (< 7,5 mm) S ≥ 1.300 N (> 7,5 mm) R ≥ 35 N/mm ² .	± 6 mm: S ≥ 1100 N R ≥ 45 N/mm ² ± 9 mm: S ≥ 2.400 N R ≥ 48 N/mm ² ± 20 mm: S ≥ 12.500 N R ≥ 48 N/mm ² ± 30 mm: S ≥ 26.000 N R ≥ 48 N/mm ²			
RESISTENZA ALL'URTO IMPACT RESISTANCE - STOSSFESTIGKEIT RESISTANCE AUX CHOCS - RESISTENCIA A LOS GOLPES УДАРСТОЙКОСТЬ - 抗冲击强度	EN ISO 10545-5	VALORE DICHIARATO DECLARED VALUE	> 0,80			
RESISTENZA ALL'ABRASIONE ABRASION RESISTANCE - ABRIBEFESTIGKEIT RESISTANCE A L'ABRASION - RESISTENCIA A LA ABRASIÓN СТОЙКОСТЬ К ИСТИРАНИЮ - 耐磨强度	EN ISO 10545-6	≤ 175 mm ³	< 150 mm ³			
COEFFICIENTE DI DILATAZIONE TERMICA LINEARE COEFFICIENT OF LINEAR THERMAL-EXPANSION - LINEARER WÄRMEAUDEHNUNGSKOEFFIZIENT COEFFICIENT DE DILATATION THERMIQUE LINEAIRE - COEFICIENTE DE DILATACIÓN TÉRMICA LINEAL КОЭФФИЦИЕНТ ЛИНЕЙНОГО ТЕРМИЧЕСКОГО РАСШИРЕНИЯ - 线性热膨胀系数	EN ISO 10545-8	-	α=6,6x10 ⁻⁶ °C ⁻¹			
RESISTENZA AGLI SBALZI TERMICI RESISTANCE TO THERMAL SHOCKS - BESTÄNDIGKEIT GEGEN TEMPERATURSCHWANKUNGEN RESISTANCE AUX CHOCS THERMIQUES - RESISTENCIA A LOS CHOQUES TÉRMICOS СТОЙКОСТЬ К ПЕРЕПАДАМ ТЕМПЕРАТУРЫ - 耐热突变性	EN ISO 10545-9	TEST SUPERATO SECONDO EN ISO 10545-1 PASS ACCORDING EN ISO 10545-1	NESSUN DANNO NO DAMAGE			
RESISTENZA AL GELO FROST RESISTANCE - FROSTBESTÄNDIGKEIT RESISTANCE AU GEL - RESISTENCIA AL HIELO МОРОЗОСТОЙКОСТЬ - 耐冻性	EN ISO 10545-12	TEST SUPERATO SECONDO EN ISO 10545-1 PASS ACCORDING EN ISO 10545-1	NESSUN DANNO NO DAMAGE			
RESISTENZA ALL'ATTACCO CHIMICO RESISTANCE TO CHEMICALS - CHEMIKALIENBESTÄNDIGKEIT RESISTANCE A L'ATTAQUE CHIMIQUE - RESISTENCIA QUÍMICA ХИМИЧЕСКАЯ СТОЙКОСТЬ - 耐化学药品作用	EN ISO 10545-13	B MIN.	A LA HA			
RESISTENZA ALLE MACCHIE RESISTANCE TO STAINS - FLECKENBESTÄNDIGKEIT RESISTANCE AUX TACHES - RESISTENCIA A LAS MANCHAS УСТОЙЧИВОСТЬ К ПЯТНООБРАЗОВАНИЮ - 防污性	EN ISO 10545-14	VALORE DICHIARATO DECLARED VALUE	5			
CESSIONE DI PIOMBO E CADMIO LEAD AND CADMIUM DISCHARGE - ABGABE VON BLEI UND CADMIUM PERTE DE PLOMB ET CADMIUM - CESIÓN DE PLOMO Y CADMIO ВЫДЕЛЕНИЕ СВИНЦА И КАДМИЯ - 铅和镉的排放	EN ISO 10545-15	VALORE DICHIARATO DECLARED VALUE	< AL LIMITE DI RILEVAMENTO < THAN INSTRUMENT LIMIT			
		NAT	ST	SP	ST 20/30mm	
	DM 236/89 BCRA	> 0,40	> 0,40	> 0,40	> 0,40	
	ANSI A326.3	Wet and Dry	≥ 0,42	≥ 0,55	≥ 0,42	≥ 0,55
	AS 4586	-	P3	-	P2	-
	DIN 51130	-	R10	R11	R9	R11
	DIN 51097	-	A+B	A+B+C	-	A+B+C
	UNE 41901	≥ CL1	CL2	CL3	CL1	CL3
	BS 7976 sl.96-4S	Wet and Dry	≥ 0,36	≥ 0,36	-	≥ 0,36
	BS 7976 sl.55-TRL	Wet and Dry	≥ 0,36	≥ 0,36	-	≥ 0,36

Per i certificati specifici, contattare Mirage SpA - For specific certificates, please contact Mirage SpA - Für die speziellen Zertifikate wenden Sie sich bitte an Mirage SpA - Pour les certificats spécifiques, veuillez contacter Mirage SpA
Para los certificados específicos, contactar Mirage SpA - Для сертификатов обращайтесь в компанию Mirage SpA - 关于具体的证书, 请联系Mirage Spa公司