


LIME-ROCK



COLOR BODY PORCELAIN TILE

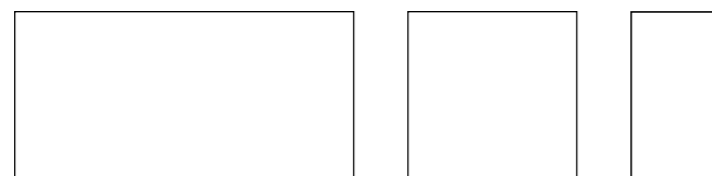
GRES PORCELLANATO COLORATO IN MASSA / GRÈS CÉRAME TEINTÉ DANS LA MASSE / EINGEFÄRBTES FEINSTEINZEUG
GRES PORCELÁNICO COLOREADO EN MASA / КЕРАМОГРАНИТ ОКРАШЕННЫЙ В МАССЕ / 彩色通体瓷质砖

CONFORME / ACCORDING TO / CONFORME / KONFORM / CONFORME / COOTBETCTBYET / 合格
UNI EN 14411 - G B1a



FORMATI

SIZES / FORMATS / FORMATE / FORMATOS / ФОРМАТЫ / 规格



75x150
30"x59"

75x75
30"x30"

37,5x75
15"x30"

SUPERFICI

SURFACES / SURFACES / OBERFLÄCHEN / SUPERFICIES / ПОВЕРХНОСТИ / 表面




N ○

N ○ ✕


COLORI

COLOURS / COULEURS / FARBEN / COLORES / ЦВЕТА / 颜色



A

W



G

N

LIME-ROCK





LMRCK 150W RM - LMRCK 75W RM



LMRCK 150G RM

LIME-ROCK





A


W



MK.LMRCK A
28,5x32-11"x12,8"



MK.LMRCK W
28,5x32-11"x12,8"



75x150-30"x59"



75x75-30"x30"



37,5x75-15"x30"



75x150-30"x59"



75x75-30"x30"



37,5x75-15"x30"



LMRCK 150A RM

LMRCK 75A RM

LMRCK 377A RM

LMRCK RB377A RM




LMRCK 150W RM

LMRCK 75W RM

LMRCK 377W RM

LMRCK RB377W RM



G


N



MK.LMRCK G
28,5x32-11"X12,8"



MK.LMRCK N
28,5x32-11"X12,8"



75x150-30"X59"



75x75-30"X30"



37,5x75-15"X30"



75x150-30"X59"



75x75-30"X30"



37,5x75-15"X30"



LMRCK 150G RM

LMRCK 75G RM

LMRCK 377G RM

LMRCK RB377G RM



LMRCK 150N RM

LMRCK 75N RM

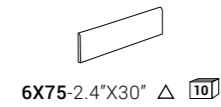
LMRCK 377N RM

LMRCK RB377N RM

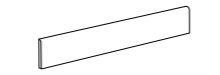
LIME-ROCK

PEZZI SPECIALI

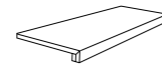
SPECIAL PIECES / PIÈCES SPÉCIALES / FORMTEILE / PIEZAS ESPECIALES / СПЕЦИАЛЬНЫЕ ЭЛЕМЕНТЫ / 特制件



6X75-2.4°X30° △ 10



6X150-2.4°X59° △ 6



150X32,5-59°X12,8° △ 2

A	LMRCK BT75A	LMRCK BT150A	LMRCK G150A
W	LMRCK BT75W	LMRCK BT150W	LMRCK G150W
G	LMRCK BT75G	LMRCK BT150G	LMRCK G150G
N	LMRCK BT75N	LMRCK BT150N	LMRCK G150N

IMBALLI

PACKAGING / EMBALLAGES / VERPACKUNGEN / EMBALAJES / УПАКОВКИ / 包装

FORMATO NOMINALE NOMINAL SIZE	BORDO EDGE	SPESSORE THICKNESS	BOX			PALLET		
			PZ/BOX PCS/BOX	MQ/BOX SM/BOX	KG/BOX KG/BOX	BOX/PALLET BOXES/PALLET	MQ/PALLET SM/PALLET	KG/PALLET KG/PALLET
75X150-30°X59°	RECTIFIED	10	2	2,25	52,83	22	49,50	1182,15
75X75-30°X30°	RECTIFIED	10	2	1,125	25,76	45	50,63	1179,31
37,5X75-15°X30°	RECTIFIED	10	4	1,125	25,18	48	54,00	1228,70
28,5X32-11°X12,8° MOSAIC	RECTIFIED	10	6	0,55	11,30	48	26,27	562,26

CARATTERISTICHE TECNICHE SPECIFICHE

TECHNICAL FEATURES SPECIFICATIONS / CARACTÉRISTIQUES TECHNIQUES SPÉCIFIQUE / TECHNISCHE EIGENSCHAFTEN
CARACTERÍSTICAS TÉCNICAS ESPECÍFICAS / ТРЕБУЕМЫЕ ТЕХНИЧЕСКИЕ ХАРАКТЕРИСТИКИ / 特殊技术规格

	DIN EN 16165 Annex B / DIN 51130 (R)	DIN EN 16165 Annex A / DIN 51097 (A+B+C)	B.C.R. DM 14/6/89 N. 236		PENDULUM BS EN16165 Annex C / BS7976 (INGLESE)	PENDULUM AS/NZS 4856 (AUSTRALIANO)	PENDULUM UNE 41901/ 12633 (SPAGNOLO)	BOT 3000 (DCOF) ANSI 326.3 (AMERICANO)
			C.A.	G.B.				
LMRCK	R10	A+B	>0.4	>0.4	>36	>35	2	>0,42
LMRCK RB	R11	B+C	>0.4	>0.4	>36	>35	3	>0,42

