

A dialog between surfaces.

Boost Stone interprets the timeless personality of stone with a palette of ten neutral colors from the concrete-effect world of the Boost and Boost Pro collections. These shades range from light to dark, both in cool and warm colors.

Boost Stone interprète la personnalité intemporelle de la pierre avec une palette de dix couleurs neutres issues de l'univers de l'effet béton des collections Boost et Boost Pro. Ces nuances vont des plus claires aux plus foncées, aussi bien dans les couleurs froides que chaudes.

Boost Stone interpreta la personalidad atemporal de la piedra con una paleta de diez colores neutros del mundo del cemento de las colecciones Boost y Boost Pro. Estas tonalidades van desde los matices más claros a los más oscuros, tanto en colores fríos como cálidos.

Boost Stone interpreta la personalità senza tempo della pietra con una palette di dieci colori neutri provenienti dal mondo dell'effetto cemento delle collezioni Boost e Boost Pro. Queste tonalità si estendono dalle nuance più chiare a quelle più scure, sia nelle cromie fredde che calde.

Boost Stone interpretiert die zeitlose Persönlichkeit des Steins mit einer Palette aus zehn neutralen Farben aus der Welt der Zementoptik der Kollektionen Boost und Boost Pro. Diese Farbtöne reichen von helleren bis zu dunkleren Nuancen, in kalten als auch in warmen Farbvarianten.

Boost Stone интерпретирует вневременную красоту камня в палитре из десяти нейтральных тонов, перенятых у коллекций под цемент Boost и Boost Pro. Палитра охватывает тона от светлых до более темных, как холодных, так и теплых оттенков.

© Ceramiche Atlas Concorde

BOOST STONE



BOOST



BOOST PRO



INDEX



OVERVIEW



IMAGE GALLERY



PRODUCT RANGE & TECHNICAL SPECS.



BOOST WORLD



SUSTAINABILITY



THE BENEFITS OF CERAMIC TILES





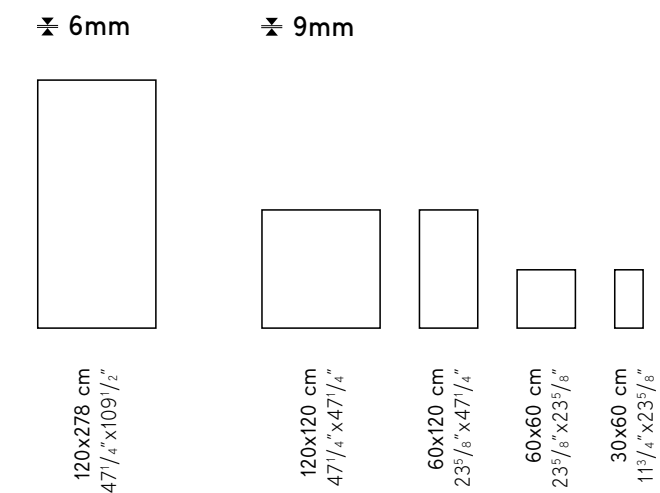
© Ceramiche Atlas Concorde



© Ceramiche Atlas Concorde

The dimensions of design.

Porcelain Tiles for Floors and Walls



The wide range allows you to design with creativity in every environment, presenting numerous combinations, mixes of colors, and modular formats. The sculpted power of stone is combined with colors, finishes, and decors designed to dialog with the concrete effect of the Boost collections.

L'ampia gamma permette di progettare con creatività in ogni ambiente, presentando numerose combinazioni, intrecci di colori e formati modulari. La forza scultorea della pietra si associa a cromie, finiture e decori progettati per dialogare con l'effetto cemento delle collezioni del mondo Boost.

La large gamme vous permet de concevoir avec créativité dans n'importe quel environnement, en présentant de nombreuses combinaisons, entrelacements de couleurs et formats modulaires. La force sculpturale de la pierre s'allie à des couleurs, des finitions et des décors conçus pour dialoguer avec l'effet béton des collections de l'univers Boost.

Die umfassende Produktpalette erlaubt die kreative Planung jedes Raums mit zahlreichen Kombinationen aus Farben und Formaten. Zur bildhauerischen Kraft des Steins kommen die Farben, Oberflächen und Dekore, die eigens darauf ausgelegt sind, mit der Zementoptik der Kollektionen aus der Welt von Boost kombiniert zu werden.

La amplia gama permite diseñar de forma creativa cualquier ambiente con diferentes combinaciones, tramas de colores y formatos modulares. La fuerza escultórica de la piedra se combina con colores, acabados y decoraciones diseñados para dialogar con el efecto cemento de las colecciones del mundo Boost.

Широкая гамма дает возможность креативно оформлять любое пространство посредством многочисленных комбинаций цветов и модульных форматов. Скульптурная выразительность камня проявляется в большом разнообразии тонов, поверхностных отделок, декоративных элементов и прекрасно сочетается с эффектом цемента коллекций Boost.

A world of design.



With Boost World it's possible to combine different surfaces with a similar stylistic perspective. Concrete, stone, and raw earth effects can be combined spontaneously and naturally to create original harmonies, for cohesive environments that are able to speak the same language.

Con Boost World è possibile combinare superfici diverse in una medesima prospettiva stilistica. Effetto cemento, pietra e terra cruda si combinano in armonie cromatiche inedite in modo spontaneo e naturale, per ambienti coesi e in grado parlare lo stesso linguaggio.

Avec Boost World, il est possible de combiner différentes surfaces dans la même perspective stylistique. Effet béton, pierre et terre crue se combinent dans des harmonies chromatiques inédites de manière spontanée et naturelle, pour des environnements cohérents capables de parler le même langage.

Mit Boost World lassen sich unterschiedliche Oberflächen in ein und derselben stilistischen Perspektive zusammenstellen. Die Optik von Zement, Stein und ungebranntem Ton fließt spontan und natürlich in neue, farblich harmonische Kompositionen ein. Daraus entstehen klar durchgestylte Bereiche, die eine gemeinsame Sprache sprechen.

Con Boost World es posible combinar diferentes superficies en una misma perspectiva estilística. Efecto hormigón, piedra y tierra cruda se combinan en nuevas armonías cromáticas de forma espontánea y natural, para lograr entornos cohesionados que hablan el mismo idioma.

Разные поверхности Boost World сосуществуют в единой стилистической перспективе. Имитации цемента, камня, сырой глины вместе создают необыкновенную цветовую гармонию. В украшенных этой плиткой интерьерах все говорит на одном языке.



INDEX



OVERVIEW



IMAGE GALLERY



PRODUCT RANGE & TECHNICAL SPECS.



BOOST WORLD



SUSTAINABILITY



THE BENEFITS OF CERAMIC TILES





© Ceramiche Atlas Concorde

Porcelain tile surfaces can cover floors and walls of gardens, terraces, and pool areas. They have a non-slip finish and are resistant to frost, weathering, wear and tear, and foot traffic.

Le superfici in gres porcellanato possono rivestire pavimenti e pareti di giardini, terrazze e aree piscina. Sono dotate di una finitura antiscivolo e resistono a gelo, agenti atmosferici, usura e calpestio.

Les surfaces en grès cérame peuvent recouvrir les sols et les murs des jardins, des terrasses et des piscines. Elles ont une finition antidérapante et résistent au gel, aux agents atmosphériques, à l'usure et à la circulation piétonnière.

Feinsteinzeugbeläge können Böden und Wände von Gärten, Terrassen und Schwimmzonen verkleiden. Sie haben eine rutschfeste Oberfläche und halten Frost, Witterung, Verschleiß und Trittbelastung stand.

Las superficies de gres porcelánico pueden cubrir pavimentos y paredes en jardines, terrazas y zonas de piscina. Tienen un acabado antideslizante y son resistentes a las heladas, los cambios atmosféricos, el desgaste y las pisadas.

Керамогранитной плиткой можно оформлять полы и стены в садах, на террасах, вокруг бассейнов. Она препятствует скольжению и устойчива к морозам, атмосферным воздействиям, износу, пешеходным нагрузкам.



© Ceramiche Atlas Concorde

FLOOR
Boost Stone **Cream** Outdoor \pm 20 mm
120x120 cm | 47 $\frac{1}{4}$ "x47 $\frac{1}{4}$ "

EXTERNAL FACADE
Boost Stone **Ivory** Matte/Matt
120x278 cm | 47 $\frac{1}{4}$ "x109 $\frac{1}{2}$ "

INDEX



OVERVIEW



IMAGE GALLERY



PRIVATE VILLA IN&OUT - Cream, Ivory

LIVING ROOM IN&OUT - Grey

STUDIO&TERRACE - Tarmac

RESIDENTIAL OUTDOOR, KITCHEN

RESIDENTIAL BATHROOM - White

RESIDENTIAL BATHROOM - Ivory

WELLNESS SPA&RELAX - Taupe, Clay

COMMERCIAL RESTROOM - Smoke

FASHION SHOWROOM - Ivory

PRODUCT RANGE & TECHNICAL SPECS.



BOOST WORLD



SUSTAINABILITY



THE BENEFITS OF CERAMIC TILES





© Ceramiche Atlas Concorde

FLOOR
Boost Stone **Tobacco** Matte/Matt
120x120 cm | 47/4"x47/4"

INDEX



OVERVIEW



IMAGE GALLERY



PRIVATE VILLA IN&OUT - Cream, Ivory

LIVING ROOM IN&OUT - Grey

STUDIO&TERRACE - Tarmac

RESIDENTIAL OUTDOOR, KITCHEN

RESIDENTIAL BATHROOM - White

RESIDENTIAL BATHROOM - Ivory

WELLNESS SPA&RELAX - Taupe, Clay

COMMERCIAL RESTROOM - Smoke

FASHION SHOWROOM - Ivory

PRODUCT RANGE & TECHNICAL SPECS.



BOOST WORLD



SUSTAINABILITY



THE BENEFITS OF CERAMIC TILES





© Ceramiche Atlas Concorde

The complete range of finishes and formats allows you to create total-look environments and design coordinated indoor and outdoor spaces having stylistic and visual continuity.

La gamma completa di finiture e formati consente di realizzare ambienti total look, e progettare con una continuità stilistica e visiva spazi interni ed esterni coordinati.

La gamme complète de finitions et de formats permet de créer des ambiances de look total et de concevoir des espaces intérieurs et extérieurs coordonnés avec une continuité stylistique et visuelle.

Das komplette Sortiment aus Oberflächen und Formaten erlaubt die Kreierung eines Total Looks sowie eine stilistische und optische Kontinuität zwischen perfekt aufeinander abgestimmten Innen- und Außenbereichen.

La completa gama de acabados y tamaños permite crear ambientes con un estilo completo y diseñar espacios interiores y exteriores coordinados con continuidad estilística y visual.

Широкая гамма поверхностей и форматов позволяет придавать пространствам цельность и оформлять улицу в гармонии со стилем интерьера.



FLOOR
Boost Stone **Tobacco** Matte/Matt
120x120 cm | 47 1/4"x47 1/4"

Boost Stone **Cream** Matte/Matt
120x120 cm | 47 1/4"x47 1/4"

© Ceramiche Atlas Concorde

INDEX



OVERVIEW



IMAGE GALLERY



PRIVATE VILLA IN&OUT - Cream, Ivory

LIVING ROOM IN&OUT - Grey

STUDIO&TERRACE - Tarmac

RESIDENTIAL OUTDOOR, KITCHEN

RESIDENTIAL BATHROOM - White

RESIDENTIAL BATHROOM - Ivory

WELLNESS SPA&RELAX - Taupe, Clay

COMMERCIAL RESTROOM - Smoke

FASHION SHOWROOM - Ivory

PRODUCT RANGE & TECHNICAL SPECS.



BOOST WORLD



SUSTAINABILITY



THE BENEFITS OF CERAMIC TILES





© Ceramiche Atlas Concorde

FLOOR
 Boost Stone **Grey Grip**
 120x120 cm | 47¹/₄"x47¹/₄"

OUTDOOR CLADDING
 Boost Stone **Grey Matte/Matt**
 120x120 cm | 47¹/₄"x47¹/₄"

Boost Stone **Grey Mosaico Brick**
 30x60 cm | 11³/₄"x23³/₈"



© Ceramiche Atlas Concorde

INDEX



OVERVIEW



IMAGE GALLERY



PRIVATE VILLA IN&OUT - Cream, Ivory

LIVING ROOM IN&OUT - Grey

STUDIO&TERRACE - Tarmac

RESIDENTIAL OUTDOOR, KITCHEN

RESIDENTIAL BATHROOM - White

RESIDENTIAL BATHROOM - Ivory

WELLNESS SPA&RELAX - Taupe, Clay

COMMERCIAL RESTROOM - Smoke

FASHION SHOWROOM - Ivory

PRODUCT RANGE & TECHNICAL SPECS.



BOOST WORLD



SUSTAINABILITY



THE BENEFITS OF CERAMIC TILES





A practical, versatile decorative element, the Brick mosaic has regular strips of different sizes that can be laid on the wall – both horizontally and vertically – and on the floor.

Elemento decorativo pratico e versatile, il Mosaico Brick presenta listelli regolari di diverse dimensioni che può essere posato a parete, sia in orizzontale che in verticale, ed a pavimento.

Élément de décoration pratique et polyvalent, la Mosaïque Brick présente des bandes régulières de différentes tailles qui peuvent être posées au mur, aussi bien horizontalement que verticalement, et au sol.

Das funktionelle und vielseitige Dekorelement Mosaik Brick besteht aus regelmäßigen, aber unterschiedlich großen Leisten. Es kann sowohl waagrecht als auch senkrecht an der Wand und auch am Boden verlegt werden.

Elemento decorativo práctico y versátil, el mosaico Brick presenta listones regulares de diferentes tamaños que pueden colocarse en paredes, tanto en horizontal como en vertical, y en pavimentos.

Мозаика Brick – практичный и универсальный декоративный элемент. Состоит из ровных планок разных размеров и может быть уложена на полы и стены, как вертикально, так и горизонтально.



© Ceramiche Atlas Concorde

FLOOR
Boost Stone **Grey Grip**
120x120 cm | 47¹/₄"x47¹/₄"

OUTDOOR CLADDING
Boost Stone **Grey Mosaico Brick**
30x60 cm | 11³/₄"x23³/₈"

INDEX



OVERVIEW



IMAGE GALLERY



PRIVATE VILLA IN&OUT - Cream, Ivory

LIVING ROOM IN&OUT - Grey

STUDIO&TERRACE - Tarmac

RESIDENTIAL OUTDOOR, KITCHEN

RESIDENTIAL BATHROOM - White

RESIDENTIAL BATHROOM - Ivory

WELLNESS SPA&RELAX - Taupe, Clay

COMMERCIAL RESTROOM - Smoke

FASHION SHOWROOM - Ivory

PRODUCT RANGE & TECHNICAL SPECS.



BOOST WORLD



SUSTAINABILITY



THE BENEFITS OF CERAMIC TILES



Cosmopolitan mood.

Neutral tones and the precision of the details give the space a cosmopolitan, contemporary look. Their ability to be perfectly mixed and matched with the colors of the concrete-look Boost collection extends the creative possibilities beyond all limits.

I toni neutri e la precisione dei dettagli donano all'ambiente un look cosmopolita e contemporaneo. La perfetta abbinabilità con le cromie dell'effetto cemento di Boost estende oltre ogni limite le possibilità creative.

Les tons neutres et la précision des détails donnent à l'environnement un aspect cosmopolite et contemporain. La combinaison parfaite avec les couleurs de l'effet béton de Boost étend les possibilités créatives au-delà de toutes les limites.

Die neutralen Farbtöne und präzisen Details verleihen dem Ambiente eine kosmopolitische und kontemporäre Ausstrahlung. Die perfekte Abstimmung auf die Farben der Zementoptik von Boost erweitert das Gestaltungspotenzial ins Unendliche.

Los tonos neutros y los detalles precisos dan al ambiente un aspecto cosmopolita y contemporáneo. La combinación perfecta con los colores de efecto cemento de Boost amplía las posibilidades creativas más allá de todos los límites.

Нейтральные тона и ухоженность деталей придают обстановке современный космополитичный вид. Сочетаемость с цветами плитки под цемент коллекции Boost расширяет дизайнерские возможности до невероятных масштабов.

© Ceramiche Atlas Concorde

INDEX



OVERVIEW



IMAGE GALLERY



PRIVATE VILLA IN&OUT - Cream, Ivory

LIVING ROOM IN&OUT - Grey

STUDIO&TERRACE - Tarmac

RESIDENTIAL OUTDOOR, KITCHEN

RESIDENTIAL BATHROOM - White

RESIDENTIAL BATHROOM - Ivory

WELLNESS SPA&RELAX - Taupe, Clay

COMMERCIAL RESTROOM - Smoke

FASHION SHOWROOM - Ivory

PRODUCT RANGE & TECHNICAL SPECS.



BOOST WORLD



SUSTAINABILITY



THE BENEFITS OF CERAMIC TILES





© Ceramiche Atlas Concorde

FLOOR
Boost Stone **Tarmac** Matte/Matt
120x120 cm | 47 1/4" x 47 1/4"



© Ceramiche Atlas Concorde

INDEX



OVERVIEW



IMAGE GALLERY



PRIVATE VILLA IN&OUT - Cream, Ivory

LIVING ROOM IN&OUT - Grey

STUDIO&TERRACE - Tarmac

RESIDENTIAL OUTDOOR, KITCHEN

RESIDENTIAL BATHROOM - White

RESIDENTIAL BATHROOM - Ivory

WELLNESS SPA&RELAX - Taupe, Clay

COMMERCIAL RESTROOM - Smoke

FASHION SHOWROOM - Ivory

PRODUCT
RANGE &
TECHNICAL
SPECS.



BOOST WORLD



SUSTAINABILITY



THE BENEFITS OF
CERAMIC TILES



The large 120x278 format is perfectly modular to the floor and expands the creative potential of simple, elegant interiors. The natural finish fully exploits the stone effect, maintaining its typical opacity.

Il grande formato 120x278 è perfettamente modulare al pavimento, e amplia le potenzialità creative di interni sobri ed eleganti. La finitura naturale valorizza al meglio l'effetto pietra, mantenendone la tipica opacità.

Le grand format 120x278 est parfaitement modulable au sol, et élargit le potentiel créatif d'intérieurs sobres et élégants. La finition naturelle améliore au mieux l'effet pierre, en conservant son opacité typique.

Das Großformat 120x278 ist mit dem Bodenbelag perfekt modular und erweitert das kreative Potenzial für schlicht elegante Innenräume. Die natürliche Oberflächenausführung bringt die Steinoptik mit der für sie typischen Mattheit maximal zur Geltung.

El tamaño grande 120x278 combina perfectamente con el pavimento y amplía el potencial creativo de interiores sobrios y elegantes. El acabado natural aprovecha al máximo el efecto piedra, manteniendo su típica opacidad.

Большой формат 120x278 сочетается по размерам с напольной плиткой, чем придает интерьерам строгую элегантность. Натуральная отделка поверхности максимально раскрывает красоту рисунка камня, сохраняя характерную матовость.

FLOOR
Boost Stone **Tarmac** Matte/Matt
120x120 cm | 47¹/₄"x47¹/₄"

WALL
Boost Stone **Smoke** Matte/Matt
120x278 cm | 47¹/₄"x109¹/₂"



© Ceramiche Atlas Concorde

INDEX



OVERVIEW



IMAGE GALLERY



PRIVATE VILLA IN&OUT - Cream, Ivory

LIVING ROOM IN&OUT - Grey

STUDIO&TERRACE - Tarmac

RESIDENTIAL OUTDOOR, KITCHEN

RESIDENTIAL BATHROOM - White

RESIDENTIAL BATHROOM - Ivory

WELLNESS SPA&RELAX - Taupe, Clay

COMMERCIAL RESTROOM - Smoke

FASHION SHOWROOM - Ivory

PRODUCT
RANGE &
TECHNICAL
SPECS.

BOOST WORLD



SUSTAINABILITY

THE BENEFITS OF
CERAMIC TILES



Maximum Expression.

The surfaces are extremely versatile. Outside they can also be used to design ventilated facades. Inside they adapt to worktops, backsplashes, and tables of all sizes.

Le superfici sono estremamente versatili. In esterno, possono essere impiegate anche per la progettazione di facciate ventilate. In interno, si adattano a piani lavoro, backsplash e tavoli di ogni dimensione.

Ces surfaces sont extrêmement polyvalentes. En extérieur, elles peuvent également être utilisées pour la conception de façades ventilées. En intérieur, elles s'adaptent aux plans de travail, dosserets et tables de toutes dimensions.

Die Oberflächen sind extrem vielseitig. Im Freien können sie auch für hinterlüftete Fassaden verwendet werden. Im Innenbereich eignen sie sich für Arbeitsplatten, Küchenrückwände und Tische jeder Größe.

Las superficies son extremadamente versátiles. En exteriores, también pueden utilizarse para diseñar fachadas ventiladas. En interiores, son buenas para encimeras, salpicaderos y mesas de todos los tamaños.

Плитка многофункциональна. В наружных пространствах ею можно облицовывать также вентилируемые фасады. В интерьерах она подходит для покрытия столешниц, фартуков, столов любого размера.

FLOOR
Boost Stone **Grey** Outdoor 20 mm
120x120 cm | 47¹/₈"x47¹/₈"

VENTILATED FACADE
Boost Stone **White** Matte/Matt
60x120 cm | 23³/₈"x47¹/₈"



FLOOR
Boost Natural **Ecrú** Matte/Matt
120x120 cm | 47¹/₄"x47¹/₄"

WALL
Boost Natural **Ecrú** Matte/Matt
120x278 cm | 47¹/₄"x109¹/₂"

COUNTERTOP
AtlasPlan
Boost Stone **Ivory** Hammered \pm 12 mm
162x324 cm | 63³/₄"x127¹/₂"

CABINET DOORS
Boost Stone **Ivory** Matte/Matt \pm 6 mm

© Ceramiche Atlas Concorde

INDEX



OVERVIEW



IMAGE GALLERY



PRIVATE VILLA IN&OUT - Cream, Ivory

LIVING ROOM IN&OUT - Grey

STUDIO&TERRACE - Tarmac

RESIDENTIAL OUTDOOR, KITCHEN

RESIDENTIAL BATHROOM - White

RESIDENTIAL BATHROOM - Ivory

WELLNESS SPA&RELAX - Taupe, Clay

COMMERCIAL RESTROOM - Smoke

FASHION SHOWROOM - Ivory

PRODUCT
RANGE &
TECHNICAL
SPECS.



BOOST WORLD



SUSTAINABILITY



THE BENEFITS OF
CERAMIC TILES





© Ceramiche Atlas Concorde



© Ceramiche Atlas Concorde

FLOOR
Boost Natural **Ecru** Matte/Matt
120x120 cm | 47¹/₄"x47¹/₄"

WALL
Boost Natural **Ecru** Matte/Matt
120x278 cm | 47¹/₄"x109¹/₂"

COUNTERTOP
AtlasPlan
Boost Stone **Ivory** Hammered \pm 12 mm
162x324 cm | 63³/₄"x127¹/₂"

CABINET DOORS
Boost Stone **Ivory** Matte/Matt \pm 6 mm

INDEX



OVERVIEW



IMAGE GALLERY



PRIVATE VILLA IN&OUT - Cream, Ivory

LIVING ROOM IN&OUT - Grey

STUDIO&TERRACE - Tarmac

RESIDENTIAL OUTDOOR, KITCHEN

RESIDENTIAL BATHROOM - White


RESIDENTIAL BATHROOM - Ivory

WELLNESS SPA&RELAX - Taupe, Clay

COMMERCIAL RESTROOM - Smoke

FASHION SHOWROOM - Ivory

PRODUCT RANGE & TECHNICAL SPECS.



BOOST WORLD



SUSTAINABILITY



THE BENEFITS OF CERAMIC TILES





© Ceramiche Atlas Concorde

The soft shades of Boost Stone convey a feeling of comfort that is perfect for the walls and floors of a space dedicated to body care. A delicate, suffused vibration crosses the surfaces with an effect of authenticity and realism.

Le tonalità morbide di Boost Stone trasmettono una sensazione di comfort perfetta per le pareti e i pavimenti di uno spazio dedicato alla cura del corpo. Una delicata vibrazione diffusa attraversa le superfici con un effetto di autenticità e realismo.

Les tons doux de Boost Stone transmettent une sensation de confort parfaite pour les murs et les sols d'un espace dédié aux soins du corps. Une délicate vibration diffuse traverse les surfaces avec un effet d'authenticité et de réalisme.

Die weichen Farbtöne von Boost Stone an Boden und Wand vermitteln ein Gefühl vollkommenen Komforts in der Körperpflege gewidmeten Räumen. Zarte, diffuse Schwingungen durchziehen die Oberflächen und erzeugen den Eindruck von Authentizität und Realismus.

Los tonos suaves de Boost Stone transmiten una sensación de confort que es perfecta para las paredes y los suelos de un espacio dedicado al cuidado del cuerpo. Una delicada vibración recorre las superficies con un efecto de autenticidad y realismo.

Мягкие тона Boost Stone дарят ощущение комфорта, поэтому идеально подходят для облицовки полов и стен в ванных комнатах. Деликатная фактура поверхностей аутентична и реалистична.



FLOOR
Boost Stone **White** Matte/Matt
120x120 cm | 47¹/₈"x47¹/₈"

WALL
Boost Stone **White** Matte/Matt
60x120 cm | 23⁵/₈"x47¹/₈"

TOP/SHELVES
Boost **Smoke** Matte/Matt

© Ceramiche Atlas Concorde

INDEX



OVERVIEW



IMAGE GALLERY



- PRIVATE VILLA IN&OUT - Cream, Ivory
- LIVING ROOM IN&OUT - Grey
- STUDIO&TERRACE - Tarmac
- RESIDENTIAL OUTDOOR, KITCHEN
- RESIDENTIAL BATHROOM - White
- RESIDENTIAL BATHROOM - Ivory
- WELLNESS SPA&RELAX - Taupe, Clay
- COMMERCIAL RESTROOM - Smoke
- FASHION SHOWROOM - Ivory

PRODUCT RANGE & TECHNICAL SPECS.



BOOST WORLD



SUSTAINABILITY



THE BENEFITS OF CERAMIC TILES





© Ceramiche Atlas Concorde



© Ceramiche Atlas Concorde

SHOWER
Boost Stone Mosaico Cube Cold
30x30 cm | 11³/₄"x11³/₄"

INDEX



OVERVIEW




IMAGE GALLERY



- PRIVATE VILLA IN&OUT - Cream, Ivory
- LIVING ROOM IN&OUT - Grey
- STUDIO&TERRACE - Tarmac
- RESIDENTIAL OUTDOOR, KITCHEN
- RESIDENTIAL BATHROOM - White
- RESIDENTIAL BATHROOM - Ivory
- WELLNESS SPA&RELAX - Taupe, Clay
- COMMERCIAL RESTROOM - Smoke
- FASHION SHOWROOM - Ivory

PRODUCT RANGE & TECHNICAL SPECS.



BOOST WORLD



SUSTAINABILITY



THE BENEFITS OF CERAMIC TILES





© Ceramiche Atlas Concorde

WALL
Boost Stone Ivory Matte/Matt
60x120 cm | 23⁵/₈"x47¹/₄"

INDEX



OVERVIEW



IMAGE GALLERY



- PRIVATE VILLA IN&OUT - Cream, Ivory
- LIVING ROOM IN&OUT - Grey
- STUDIO&TERRACE - Tarmac
- RESIDENTIAL OUTDOOR, KITCHEN
- RESIDENTIAL BATHROOM - White
- RESIDENTIAL BATHROOM - Ivory
- WELLNESS SPA&RELAX - Taupe, Clay
- COMMERCIAL RESTROOM - Smoke
- FASHION SHOWROOM - Ivory

PRODUCT RANGE & TECHNICAL SPECS.



BOOST WORLD



SUSTAINABILITY



THE BENEFITS OF CERAMIC TILES





Natural suspension.

The 9 mm floor formats are available in a matte finish that reproduces the natural vibrancy of stone. The tile reinterprets the opacity and pleasantness of the original material without altering its non-slip surface or compromising its ease of cleaning.

I formati da pavimento a 9 mm sono disponibili nella finitura matt che ripropone la naturale matericità della pietra. La superficie reinterpreta l'opacità e la gradevolezza della materia di ispirazione, senza alterare la resistenza allo scivolamento o compromettere la facilità di pulizia.

Les formats de sol de 9 mm sont disponibles dans la finition mate qui repropose le mouvement naturel de la pierre. La surface réinterprète l'opacité et le confort du matériau d'inspiration, sans altérer la résistance au glissement ni compromettre la facilité de nettoyage.

Die 9 mm starken Bodenformate sind mit einer matten Oberfläche erhältlich, die die natürliche Beschaffenheit des Steins wiedergibt. Der Belag interpretiert die Opazität und den Charme des als Vorbild dienenden Materials, ohne deswegen weniger rutschfest oder reinigungsfreundlich zu sein.

Los tamaños de pavimento de 9 mm están disponibles en el acabado mate que vuelve a proponer la motricidad natural de la piedra. La superficie reinterpreta la opacidad y la belleza del material de inspiración sin alterar su carácter antideslizante ni comprometer la facilidad de limpieza.

Напольные форматы толщиной 9 мм доступны в матовом варианте поверхности, как у природного камня. При этом приятная фактура плиток препятствует скольжению и проста в уходе.

INDEX



OVERVIEW



IMAGE GALLERY



PRIVATE VILLA IN&OUT - Cream, Ivory

LIVING ROOM IN&OUT - Grey

STUDIO&TERRACE - Tarmac

RESIDENTIAL OUTDOOR, KITCHEN

RESIDENTIAL BATHROOM - White

RESIDENTIAL BATHROOM - Ivory

WELLNESS SPA&RELAX - Taupe, Clay

COMMERCIAL RESTROOM - Smoke

FASHION SHOWROOM - Ivory

PRODUCT RANGE & TECHNICAL SPECS.



BOOST WORLD



SUSTAINABILITY



THE BENEFITS OF CERAMIC TILES





© Ceramiche Atlas Concorde

Porcelain tiles are a solution suitable for all bathroom surfaces, from floors to walls and sinks. They're easy to clean, waterproof, resistant to stains and abrasions, and prevent the formation of germs and bacteria.

Il gres porcellanato è una soluzione adatta a tutte le superfici del bagno, dal pavimento fino alle pareti e ai lavabi. Si pulisce facilmente, è impermeabile, resiste a macchie e abrasioni e previene la formazione di germi e batteri.

Le grès cérame est une solution adaptée à toutes les surfaces de salle de bain, du sol aux murs et aux lavabos. Il se nettoie facilement, est imperméable, résiste aux taches et à l'abrasion et prévient la formation de germes et de bactéries.

Feinsteinzeug eignet sich für alle Oberflächen im Bad: vom Boden bis zu den Wänden und Waschbecken. Es ist einfach zu reinigen, undurchlässig, flecken- und abriebbeständig und hemmt die Bildung von Keimen und Bakterien.

El gres porcelánico es adecuado para todas las superficies del baño, desde el pavimento hasta las paredes y los lavabos. Es fácil de limpiar, impermeable, resistente a las manchas y abrasiones y evita el crecimiento de gérmenes y bacterias.

Керамогранит – идеальное решение для всех поверхностей ванной, от полов и стен до умывальников. Он легко чистится, непроницаем для воды и влаги, устойчив к пятнам и износу, препятствует образованию микробов и бактерий.



© Ceramiche Atlas Concorde

INDEX



OVERVIEW



IMAGE GALLERY



- PRIVATE VILLA IN&OUT - Cream, Ivory
- LIVING ROOM IN&OUT - Grey
- STUDIO&TERRACE - Tarmac
- RESIDENTIAL OUTDOOR, KITCHEN
- RESIDENTIAL BATHROOM - White
- RESIDENTIAL BATHROOM - Ivory
- WELLNESS SPA&RELAX - Taupe, Clay
- COMMERCIAL RESTROOM - Smoke
- FASHION SHOWROOM - Ivory

PRODUCT RANGE & TECHNICAL SPECS.



BOOST WORLD



SUSTAINABILITY



THE BENEFITS OF CERAMIC TILES



FLOOR
Boost Stone **Taupe** Matte/Matt
120x120 cm | 47¹/₄"x47¹/₄"

WALL
Boost Stone **Clay** Matte/Matt
120x278 cm | 47¹/₄"x109¹/₂"

Boost Stone **Ivory** Matte/Matt
120x278 cm | 47¹/₄"x109¹/₂"

SINK, TOP/SHELF
Boost Stone **Ivory** Matte/Matt



© Ceramiche Atlas Concorde



© Ceramiche Atlas Concorde

FLOOR
Boost Stone **Taupe** Matte/Matt
120x120 cm | 47¹/₄"x47¹/₄"

WALL
Boost Stone **Clay** Matte/Matt
120x278 cm | 47¹/₄"x109¹/₂"

SINK, TOP
Boost Stone **Ivory** Matte/Matt

INDEX



OVERVIEW



IMAGE GALLERY



- PRIVATE VILLA IN&OUT - Cream, Ivory
- LIVING ROOM IN&OUT - Grey
- STUDIO&TERRACE - Tarmac
- RESIDENTIAL OUTDOOR, KITCHEN
- RESIDENTIAL BATHROOM - White
- RESIDENTIAL BATHROOM - Ivory
- WELLNESS SPA&RELAX - Taupe, Clay
- COMMERCIAL RESTROOM - Smoke
- FASHION SHOWROOM - Ivory

PRODUCT RANGE & TECHNICAL SPECS.



BOOST WORLD



SUSTAINABILITY



THE BENEFITS OF CERAMIC TILES





© Ceramiche Atlas Concorde

FLOOR
Boost Stone **Smoke** Matte/Matt
120x120 cm | 47 1/4" x 47 1/4"

WALL
Boost **White** Matte/Matt
120x278 cm | 47 1/4" x 109 1/2"

SINK
Boost Stone **Smoke** Matte/Matt



© Ceramiche Atlas Concorde

INDEX



OVERVIEW



IMAGE GALLERY



- PRIVATE VILLA IN&OUT - Cream, Ivory
- LIVING ROOM IN&OUT - Grey
- STUDIO&TERRACE - Tarmac
- RESIDENTIAL OUTDOOR, KITCHEN
- RESIDENTIAL BATHROOM - White
- RESIDENTIAL BATHROOM - Ivory
- WELLNESS SPA&RELAX - Taupe, Clay
- COMMERCIAL RESTROOM - Smoke
- FASHION SHOWROOM - Ivory

PRODUCT RANGE & TECHNICAL SPECS.



BOOST WORLD



SUSTAINABILITY



THE BENEFITS OF CERAMIC TILES





© Ceramiche Atlas Concorde

The Cube mosaic features a variety of colors and geometric shapes, exploiting different surface effects and textures. It can be laid on the wall or floor, creating different installation layouts with a strong visual impact.

Il Mosaico Cube costruisce variazioni geometriche e cromatiche, sfruttando effetti di superficie e texture differenti. Può essere posato a parete o pavimento, creando differenti schemi di posa dal forte impatto visivo.

La Mosaïque Cube construit des variations géométriques et chromatiques, exploitant différents effets de surface et textures. Il peut être posé au mur ou au sol, créant différents motifs de pose avec un fort impact visuel.

Das Mosaik Cube konstruiert aus unterschiedlichen Oberflächeneffekten und Texturen geometrische und farbliche Variationen. Es kann an Wand und Boden verlegt werden, mit verschiedenen, stets optisch effektvollen Verlegemustern.

El mosaico Cube crea variaciones geométricas y cromáticas gracias a los distintos efectos de las superficies y las texturas. Se puede colocar en las paredes o en el pavimento creando diferentes patrones de colocación con un fuerte impacto visual.

Мозаика Cube образует геометрические и цветовые вариации, играя на разных рисунках и фактурах. Может быть уложена на полы или стены в разных, но всегда эффектных схемах укладки.



© Ceramiche Atlas Concorde

FLOOR
Boost Stone **Smoke** Matte/Matt
120x120 cm | 47¹/₄"x47¹/₄"

BATHTUB AREA
Boost Stone **Mosaico Cube Cold**
30x30 cm | 11³/₄"x11³/₄"

Boost Stone **Smoke** Matte/Matt
120x278 cm | 47¹/₄"x109¹/₂"

Boost **White** Matte/Matt
120x278 cm | 47¹/₄"x109¹/₂"

INDEX



OVERVIEW



IMAGE GALLERY



PRIVATE VILLA IN&OUT - Cream, Ivory
LIVING ROOM IN&OUT - Grey
STUDIO&TERRACE - Tarmac
RESIDENTIAL OUTDOOR, KITCHEN
RESIDENTIAL BATHROOM - White
RESIDENTIAL BATHROOM - Ivory
WELLNESS SPA&RELAX - Taupe, Clay
COMMERCIAL RESTROOM - Smoke
FASHION SHOWROOM - Ivory

PRODUCT
RANGE &
TECHNICAL
SPECS.



BOOST WORLD



SUSTAINABILITY



THE BENEFITS OF
CERAMIC TILES





© Ceramiche Atlas Concorde

FLOOR
 Boost Stone **Smoke** Matte/Matt
 120x120 cm | 47¹/₄"x47¹/₄"

Boost Stone **Mosaico Cube Cold**
 30x30 cm | 11³/₄"x11³/₄"

WALL
 Boost Stone **Smoke** Matte/Matt
 120x278 cm | 47¹/₄"x109¹/₂"

Boost **White** Matte/Matt
 120x278 cm | 47¹/₄"x109¹/₂"



© Ceramiche Atlas Concorde

INDEX



OVERVIEW



IMAGE GALLERY



- PRIVATE VILLA IN&OUT - Cream, Ivory
- LIVING ROOM IN&OUT - Grey
- STUDIO&TERRACE - Tarmac
- RESIDENTIAL OUTDOOR, KITCHEN
- RESIDENTIAL BATHROOM - White
- RESIDENTIAL BATHROOM - Ivory
- WELLNESS SPA&RELAX - Taupe, Clay
- COMMERCIAL RESTROOM - Smoke
- FASHION SHOWROOM - Ivory

PRODUCT RANGE & TECHNICAL SPECS.



BOOST WORLD



SUSTAINABILITY



THE BENEFITS OF CERAMIC TILES





© Ceramiche Atlas Concorde

FLOOR
 Boost Stone **Ivory** Matte/Matt
 120x120 cm | 47¹/₄"x47¹/₄"

WALL
 Boost Stone **Ivory** Matte/Matt
 120x278 cm | 47¹/₄"x109¹/₂"

INDEX



OVERVIEW



IMAGE GALLERY



- PRIVATE VILLA IN&OUT - Cream, Ivory
- LIVING ROOM IN&OUT - Grey
- STUDIO&TERRACE - Tarmac
- RESIDENTIAL OUTDOOR, KITCHEN
- RESIDENTIAL BATHROOM - White
- RESIDENTIAL BATHROOM - Ivory
- WELLNESS SPA&RELAX - Taupe, Clay
- COMMERCIAL RESTROOM - Smoke
- FASHION SHOWROOM - Ivory

PRODUCT RANGE & TECHNICAL SPECS.



BOOST WORLD



SUSTAINABILITY



THE BENEFITS OF CERAMIC TILES





© Ceramiche Atlas Concorde

The surfaces of Boost Stone are designed to interact with all the products of Boost World, combining the natural vigor of the stone effect with the other inspirations of this cross-cutting project.

Le superfici di Boost Stone sono studiate per dialogare con tutti i prodotti di Boost World, combinando il vigore naturale dell'effetto pietra alle altre ispirazioni di questo progetto trasversale.

Les surfaces de Boost Stone sont conçues pour dialoguer avec tous les produits de Boost World, alliant la vigueur naturelle de l'effet pierre aux autres inspirations de ce projet transversal.

Die Oberflächen von Boost Stone sind dafür konzipiert, mit allen Boost World-Produkten zu dialogieren, so dass sich die natürliche Kraft der Steinoptik mit den anderen Inspirationen dieses breit angelegten Projekts verbindet.

Las superficies de Boost Stone se han creado para dialogar con todos los productos de Boost World, combinando el vigor natural del efecto piedra con las demás inspiraciones de este proyecto transversal.

Плитки Boost Stone спроектированы таким образом, чтобы сочетаться со всеми изделиями линейки Boost World: получается интересный контраст суровой фактуры камня с другими фактурами этого комплексного проекта.



© Ceramiche Atlas Concorde

FLOOR
Boost Stone **Ivory** Matte/Matt
120x120 cm | 47¹/₄"x47¹/₄"

WALL
Boost Stone **Ivory** Matte/Matt
120x278 cm | 47¹/₄"x109¹/₂"

Boost Natural **Coral** Matte/Matt
120x278 cm | 47¹/₄"x109¹/₂"

SHELVES
Boost Stone **Ivory** Matte/Matt
120x278 cm | 47¹/₄"x109¹/₂"

INDEX



OVERVIEW



IMAGE GALLERY



- PRIVATE VILLA IN&OUT - Cream, Ivory
- LIVING ROOM IN&OUT - Grey
- STUDIO&TERRACE - Tarmac
- RESIDENTIAL OUTDOOR, KITCHEN
- RESIDENTIAL BATHROOM - White
- RESIDENTIAL BATHROOM - Ivory
- WELLNESS SPA&RELAX - Taupe, Clay
- COMMERCIAL RESTROOM - Smoke
- FASHION SHOWROOM - Ivory

PRODUCT RANGE & TECHNICAL SPECS.



BOOST WORLD



SUSTAINABILITY



THE BENEFITS OF CERAMIC TILES





© Ceramiche Atlas Concorde

FLOOR
 Boost Stone **Ivory Matte/Matt**
 120x120 cm | 47¹/₄"x47¹/₄"

Boost Stone **Ivory Mosaico Hex**
 25x28,5 cm | 9⁷/₁₆"x11¹/₄"

WALL
 Boost Stone **Ivory Matte/Matt**
 120x278 cm | 47¹/₄"x109¹/₂"

COUNTER
 Marvel Shine **Calacatta Delicato**
 Polished/Lappato
 120x278 cm | 47¹/₄"x109¹/₂"



© Ceramiche Atlas Concorde

INDEX



OVERVIEW



IMAGE GALLERY



- PRIVATE VILLA IN&OUT - Cream, Ivory
- LIVING ROOM IN&OUT - Grey
- STUDIO&TERRACE - Tarmac
- RESIDENTIAL OUTDOOR, KITCHEN
- RESIDENTIAL BATHROOM - White
- RESIDENTIAL BATHROOM - Ivory
- WELLNESS SPA&RELAX - Taupe, Clay
- COMMERCIAL RESTROOM - Smoke
- FASHION SHOWROOM - Ivory

PRODUCT RANGE & TECHNICAL SPECS.



BOOST WORLD

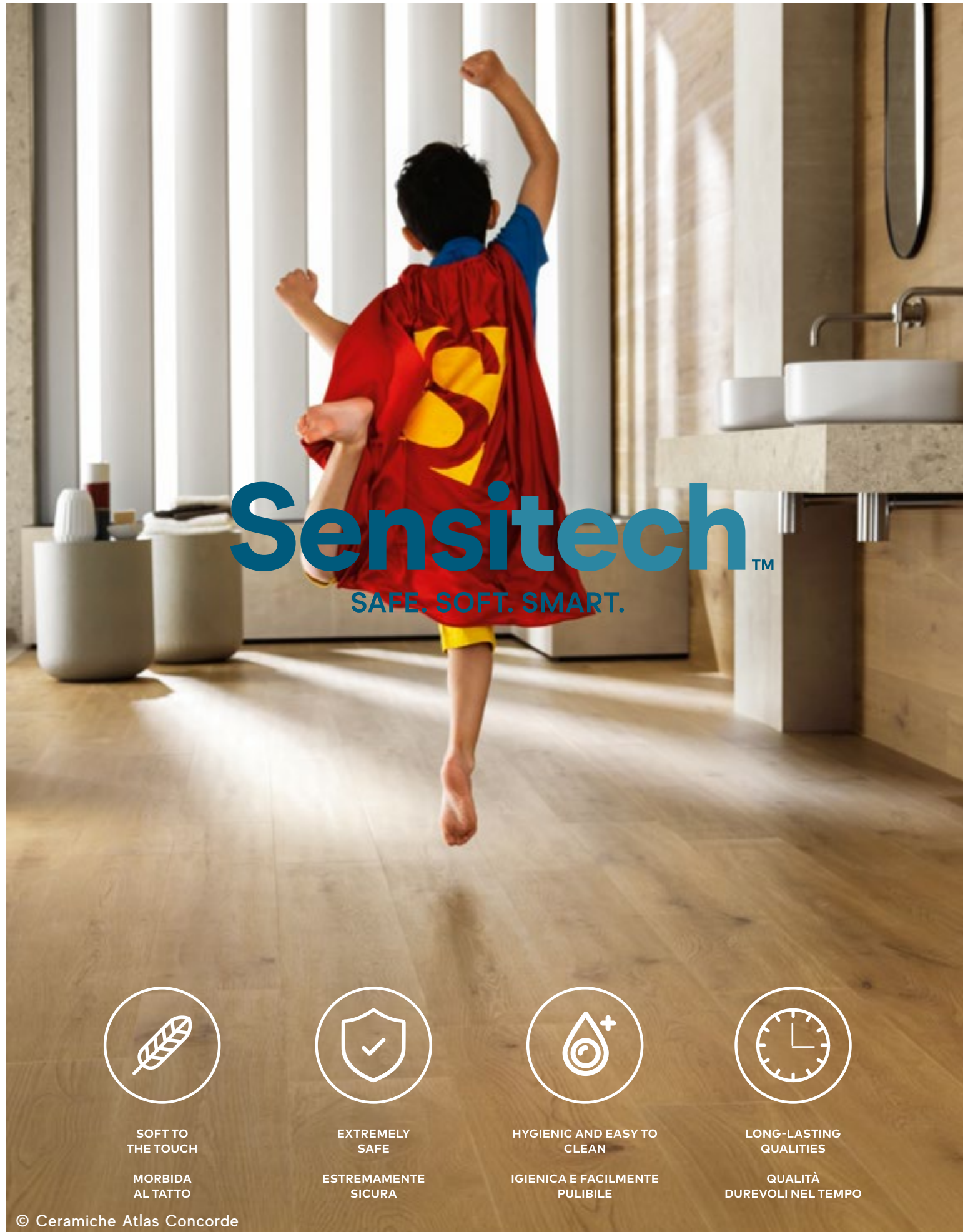


SUSTAINABILITY



THE BENEFITS OF CERAMIC TILES





Sensitech™
SAFE. SOFT. SMART.



SOFT TO THE TOUCH

MORBIDA AL TATTO



EXTREMELY SAFE

ESTREMAMENTE SICURA



HYGIENIC AND EASY TO CLEAN

IGIENICA E FACILMENTE PULIBILE



LONG-LASTING QUALITIES

QUALITÀ DUREVOLI NEL TEMPO

The evolution of ceramic surfaces.

The constant research of Atlas Concorde Laboratories has led to the creation of Sensitech, the porcelain tile surface made using a production method patented in Italy. Sensitech is a high-tech surface for interiors that combines high slip resistance with an unrivaled soft touch, which also makes it resistant to dirt and easier to clean. With Sensitech the meaning of surface evolves and takes on a reassuring, protective, and pleasantly refined touch, making architectural spaces increasingly comfortable and appealing.

Dalla costante ricerca dei Laboratori Atlas Concorde nasce Sensitech, la superficie in gres porcellanato realizzata con metodo produttivo brevettato in Italia. Una superficie ad alto coefficiente tecnologico per gli ambienti interni, in grado di coniugare elevate prestazioni di resistenza allo scivolamento ad un'inedita morbidezza tattile, che la rende anche resistente allo sporco e più facile da pulire. Con Sensitech il significato di superficie si evolve e assume un tocco rassicurante, protettivo e piacevolmente raffinato, rendendo gli spazi architettonici sempre più confortevoli ed appaganti.

La recherche constante des Laboratoires Atlas Concorde a créé Sensitech, la surface en grès cérame pour intérieur réalisée avec un procédé de fabrication breveté en Italie. Une surface à haut coefficient technologique pour les espaces intérieurs, en mesure de conjuguer de hautes performances de résistance à la glissance avec une douceur tactile inédite, qui la rend également résistante aux salissures et plus facile à nettoyer. Avec Sensitech, c'est l'acception même d'une surface qui évolue en offrant une caractéristique rassurante, protectrice et agréablement raffinée, qui rend les espaces architecturaux de plus en plus confortables et agréables à vivre.

Durch kontinuierliche Forschung der Atlas Concorde Laboratorien entsteht Sensitech, die Feinsteinzeugoberfläche, die mit einem in Italien patentierten Herstellungsverfahren produziert wird. Eine Hightec-Oberfläche für Innenräume, die hohe Rutschfestigkeit mit unerwartet weicher Haptik verbindet, welche sie auch schmutzunempfindlicher und reinigungsfeundlicher macht. Mit Sensitech erreicht die Oberfläche ein ganz neues Niveau in Sachen Zuverlässigkeit, Schutz und Schönheit. Und macht damit unsere Räumlichkeiten noch attraktiver und komfortabler.

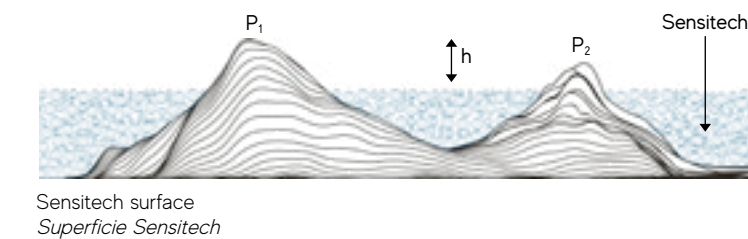
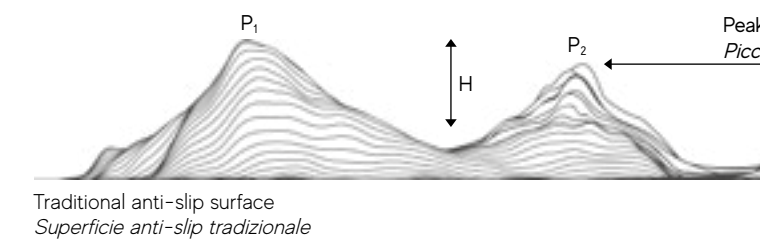
ENJOY THE VIDEO
EN | IT | FR | DE | RU

DISCOVER MORE
EN | IT | FR | DE | ES | RU

De la constante investigación de los Laboratorios Atlas Concorde nace Sensitech, la superficie de gres porcelánico para interiores realizada con un método de producción patentado en Italia. Una superficie de alto coeficiente tecnológico capaz de combinar un alto rendimiento de resistencia al deslizamiento con una suavidad táctil sin precedentes, que además la vuelve resistente a la suciedad y más fácil de limpiar. Con Sensitech, el significado de la superficie evoluciona y adquiere un toque tranquilizador, protector y agradablemente refinado, haciendo que los espacios arquitectónicos sean cada vez más cómodos y satisfactorios.

В результате исследований, выполненных в лабораториях Atlas Concorde, появилась керамогранитная поверхность Sensitech. Новая поверхность с высокими техническими показателями для интерьеров, которая сочетает отличное сопротивление скольжению и удивительную мягкость на ощупь, устойчива к загрязнениям и крайне проста в чистке и уходе. Поверхность Sensitech – на новом витке технической эволюции, она безопасна, приятна, изысканна и делает пространства уютнее и удобнее.

Surface section magnification (µm)*
Ingrandimento di una sezione di superficie (µm)*



$P_1 P_2$ Same peaks — same slippery resistance
Picchi invariati — uguale resistenza allo scivolamento

$h < H$ Reduced depth of valleys — smoother surface and greater ease of cleaning
Minore profondità degli avvallamenti — percezione di superficie più liscia e maggiore facilità di pulizia

* Charts not to scale, for illustrative purposes / Grafici non in scala, a scopo illustrativo

INDEX



OVERVIEW



IMAGE GALLERY



PRODUCT RANGE & TECHNICAL SPECS.



SENSITECH

RANGE SUMMARY

TECHNICAL FEATURES

BOOST WORLD



SUSTAINABILITY



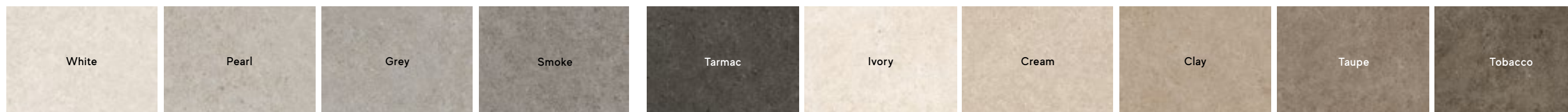
THE BENEFITS OF CERAMIC TILES



Porcelain tiles

PORCELAIN TILES - Gres Porcellanato - Grès cérame - Feinsteinzeug Gres porcelánico - Керамический гранит

RECTIFIED MONOCALIBER - Rettificato monocalibro - Rectifié mono-calibre - Geschliffen einkalbrig - Rectificado monocalibre - Ретицированный в одном калибре



120x278 cm - 47 ¹ / ₄ "x109 ¹ / ₂ "	± 6 mm	Matte	Matte	Matte	Matte	Matte	Matte	Matte	Matte	Matte	Matte	Matte	Matte	Matte	Matte
120x120 cm - 47 ¹ / ₄ "x47 ¹ / ₄ "	± 9 mm	Matte Sensitech (S)	Matte Sensitech (S)	Matte Sensitech (S)	Matte Sensitech (S)	Matte Sensitech (S)	Matte Sensitech (S)	Matte Sensitech (S)	Matte Sensitech (S)	Matte Sensitech (S)	Matte Sensitech (S)	Matte Sensitech (S)	Matte Sensitech (S)	Matte Sensitech (S)	Matte Sensitech (S)
60x120 cm - 23 ⁵ / ₈ "x47 ¹ / ₄ "	± 9 mm	Matte Sensitech (S)	Matte Sensitech (S)	Matte Sensitech (S)	Matte Sensitech (S)	Matte Sensitech (S)	Matte Sensitech (S)	Matte Sensitech (S)	Matte Sensitech (S)	Matte Sensitech (S)	Matte Sensitech (S)	Matte Sensitech (S)	Matte Sensitech (S)	Matte Sensitech (S)	Matte Sensitech (S)
60x60 cm - 23 ⁵ / ₈ "x23 ⁵ / ₈ "	± 9 mm	Matte Sensitech (S)	Matte Sensitech (S)	Matte Sensitech (S)	Matte Sensitech (S)	Matte Sensitech (S)	Matte Sensitech (S)	Matte Sensitech (S)	Matte Sensitech (S)	Matte Sensitech (S)	Matte Sensitech (S)	Matte Sensitech (S)	Matte Sensitech (S)	Matte Sensitech (S)	Matte Sensitech (S)
30x60 cm - 11 ³ / ₄ "x23 ⁵ / ₈ "	± 9 mm	Matte Sensitech (S)	Matte Sensitech (S)	Matte Sensitech (S)	Matte Sensitech (S)	Matte Sensitech (S)	Matte Sensitech (S)	Matte Sensitech (S)	Matte Sensitech (S)	Matte Sensitech (S)	Matte Sensitech (S)	Matte Sensitech (S)	Matte Sensitech (S)	Matte Sensitech (S)	Matte Sensitech (S)



Outdoor and Wet Areas

60x120 cm - 23 ⁵ / ₈ "x47 ¹ / ₄ "	± 9 mm	Grip	Grip	Grip	Grip	Grip	Grip	Grip	Grip	Grip	Grip	Grip	Grip	Grip	Grip
30x60 cm - 11 ³ / ₄ "x23 ⁵ / ₈ "	± 9 mm	Grip	Grip	Grip	Grip	Grip	Grip	Grip	Grip	Grip	Grip	Grip	Grip	Grip	Grip
120x120 cm - 47 ¹ / ₄ "x47 ¹ / ₄ "	± 20 mm	Outdoor	Outdoor	Outdoor	Outdoor	Outdoor	Outdoor	Outdoor	Outdoor	Outdoor	Outdoor	Outdoor	Outdoor	Outdoor	Outdoor
60x120 cm - 23 ⁵ / ₈ "x47 ¹ / ₄ "	± 20 mm	Outdoor	Outdoor	Outdoor	Outdoor	Outdoor	Outdoor	Outdoor	Outdoor	Outdoor	Outdoor	Outdoor	Outdoor	Outdoor	Outdoor
60x60 cm - 23 ⁵ / ₈ "x23 ⁵ / ₈ "	± 20 mm	Outdoor	Outdoor	Outdoor	Outdoor	Outdoor	Outdoor	Outdoor	Outdoor	Outdoor	Outdoor	Outdoor	Outdoor	Outdoor	Outdoor



Atlas Plan

162x324 cm - 63 ³ / ₄ "x127 ¹ / ₂ "	± 12 mm						Hammered								
--	---------	--	--	--	--	--	----------	--	--	--	--	--	--	--	--



page 110

The constant research of Atlas Concorde Laboratories has led to the creation of Sensitech, the porcelain tile surface for interiors made using a production method patented in Italy that combines superior slip-resistance with an unprecedented tactile softness, guaranteeing ease of cleaning and maintenance.

Dalla costante ricerca dei Laboratori Atlas Concorde nasce Sensitech, la superficie in gres porcellanato per interni realizzata con metodo produttivo brevettato in Italia, che associa elevate prestazioni di resistenza allo scivolamento ad un'inedita morbidezza tattile, garantendo facilità di pulizia e manutenzione.

Destination of use





Anti-slip



Colour-Shading

V2 Slight Variation



INDEX



OVERVIEW



IMAGE GALLERY



PRODUCT RANGE & TECHNICAL SPECS.



SENSITECH

RANGE SUMMARY

TECHNICAL FEATURES

BOOST WORLD



SUSTAINABILITY



THE BENEFITS OF CERAMIC TILES



Porcelain tile decors

Boost Stone White Mosaico Hex
25x28,5 cm - 9⁷/₈"x11¹/₄"



Boost Stone Pearl Mosaico Hex
25x28,5 cm - 9⁷/₈"x11¹/₄"



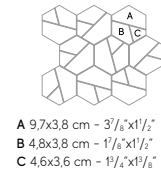
Boost Stone Grey Mosaico Hex
25x28,5 cm - 9⁷/₈"x11¹/₄"



Boost Stone Smoke Mosaico Hex
25x28,5 cm - 9⁷/₈"x11¹/₄"



Boost Stone Tarmac Mosaico Hex
25x28,5 cm - 9⁷/₈"x11¹/₄"



Boost Stone Ivory Mosaico Hex
25x28,5 cm - 9⁷/₈"x11¹/₄"



Boost Stone Cream Mosaico Hex
25x28,5 cm - 9⁷/₈"x11¹/₄"



Boost Stone Clay Mosaico Hex
25x28,5 cm - 9⁷/₈"x11¹/₄"



Boost Stone Taupe Mosaico Hex
25x28,5 cm - 9⁷/₈"x11¹/₄"



Boost Stone Tobacco Mosaico Hex
25x28,5 cm - 9⁷/₈"x11¹/₄"



Boost Stone White Mosaico Matt
30x30 cm - 11³/₄"x11³/₄"




Boost Stone Pearl Mosaico Matt
30x30 cm - 11³/₄"x11³/₄"



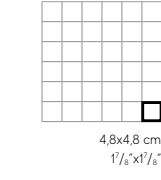

Boost Stone Grey Mosaico Matt
30x30 cm - 11³/₄"x11³/₄"




Boost Stone Smoke Mosaico Matt
30x30 cm - 11³/₄"x11³/₄"



Boost Stone Tarmac Mosaico Matt
30x30 cm - 11³/₄"x11³/₄"




Boost Stone Ivory Mosaico Matt
30x30 cm - 11³/₄"x11³/₄"




Boost Stone Cream Mosaico Matt
30x30 cm - 11³/₄"x11³/₄"




Boost Stone Clay Mosaico Matt
30x30 cm - 11³/₄"x11³/₄"



Boost Stone Taupe Mosaico Matt
30x30 cm - 11³/₄"x11³/₄"



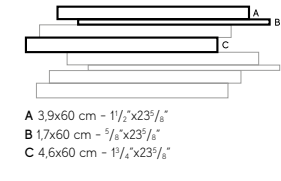
Boost Stone Tobacco Mosaico Matt
30x30 cm - 11³/₄"x11³/₄"



Boost Stone White Mosaico Brick
30x60 cm - 11³/₄"x23⁵/₈"



Boost Stone Ivory Mosaico Brick
30x60 cm - 11³/₄"x23⁵/₈"



Boost Stone Pearl Mosaico Brick
30x60 cm - 11³/₄"x23⁵/₈"



Boost Stone Cream Mosaico Brick
30x60 cm - 11³/₄"x23⁵/₈"



Boost Stone Grey Mosaico Brick
30x60 cm - 11³/₄"x23⁵/₈"



Boost Stone Clay Mosaico Brick
30x60 cm - 11³/₄"x23⁵/₈"



Boost Stone Smoke Mosaico Brick
30x60 cm - 11³/₄"x23⁵/₈"



Boost Stone Taupe Mosaico Brick
30x60 cm - 11³/₄"x23⁵/₈"



Boost Stone Tarmac Mosaico Brick
30x60 cm - 11³/₄"x23⁵/₈"



Boost Stone Tobacco Mosaico Brick
30x60 cm - 11³/₄"x23⁵/₈"



INDEX



OVERVIEW



IMAGE GALLERY



PRODUCT RANGE & TECHNICAL SPECS.



SENSITECH

RANGE SUMMARY

TECHNICAL FEATURES

BOOST WORLD



SUSTAINABILITY



THE BENEFITS OF CERAMIC TILES

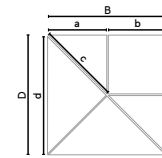


Porcelain tile decors

Boost Stone
Mosaico Cube Warm
30x30 cm - 11³/₄"x11³/₄"



Warm > Boost Stone Cream, Boost Stone Clay, Boost Stone Ivory, Boost Pro Ivory

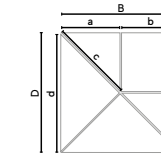


- A 29.8 cm - 11⁷/₈"
- a 14.6 cm - 5⁷/₈"
- b 14.8 cm - 5⁷/₈"
- c 20.8 cm - 8¹/₄"
- D 29.8 cm - 11⁷/₈"
- d 29.5 cm - 11⁵/₈"

Boost Stone
Mosaico Cube Cold
30x30 cm - 11³/₄"x11³/₄"



Cold > Boost Stone Smoke, Boost Stone Grey, Boost Stone Pearl, Boost Pearl



- A 29.8 cm - 11⁷/₈"
- a 14.6 cm - 5⁷/₈"
- b 14.8 cm - 5⁷/₈"
- c 20.8 cm - 8¹/₄"
- D 29.8 cm - 11⁷/₈"
- d 29.5 cm - 11⁵/₈"

Laying patterns

Boost Stone Carpet 01
30x30 cm - 11³/₄"x11³/₄"



Boost Stone Carpet 02
30x30 cm - 11³/₄"x11³/₄"



Boost Stone Fixed
30x30 cm - 11³/₄"x11³/₄"



Boost Stone Random
30x30 cm - 11³/₄"x11³/₄"



Laying patterns

Boost Stone Carpet 01
30x30 cm - 11³/₄"x11³/₄"



Boost Stone Carpet 02
30x30 cm - 11³/₄"x11³/₄"



Boost Stone Fixed
30x30 cm - 11³/₄"x11³/₄"



Boost Stone Random
30x30 cm - 11³/₄"x11³/₄"



INDEX

OVERVIEW

IMAGE GALLERY

PRODUCT RANGE & TECHNICAL SPECS.

SENSITECH

RANGE SUMMARY

TECHNICAL FEATURES

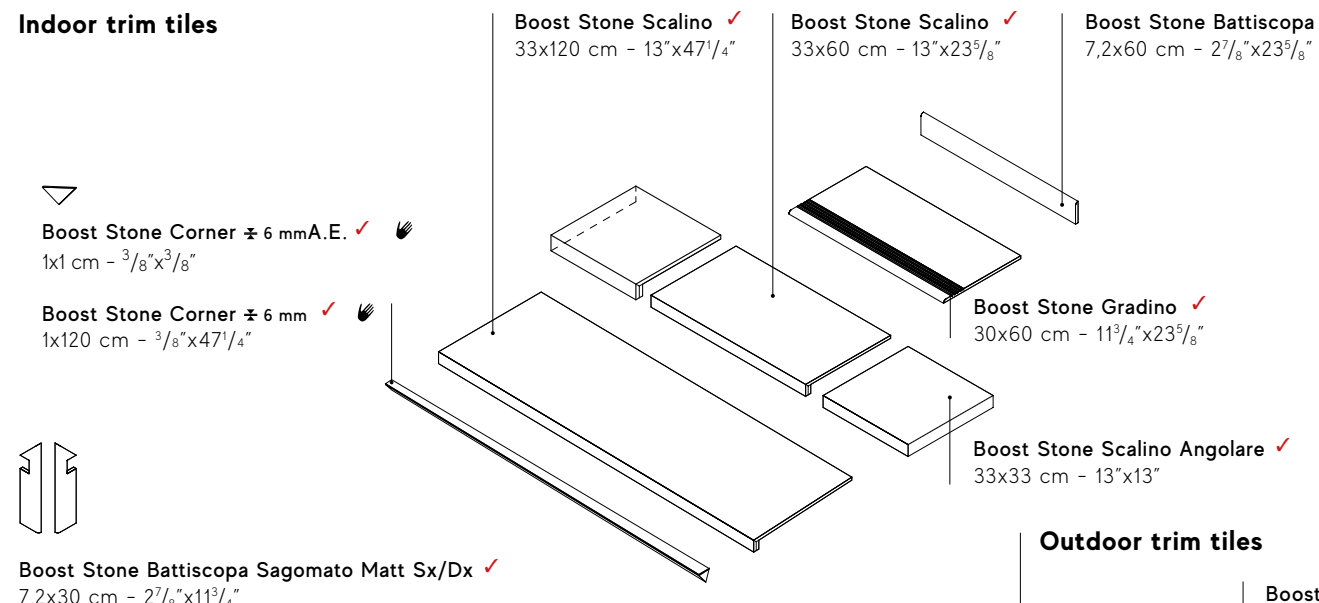
BOOST WORLD

SUSTAINABILITY

THE BENEFITS OF CERAMIC TILES

Trim tiles

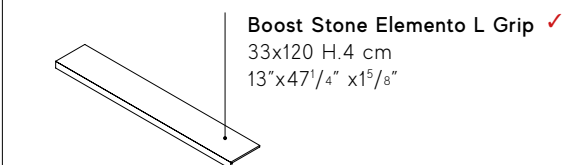
Indoor trim tiles



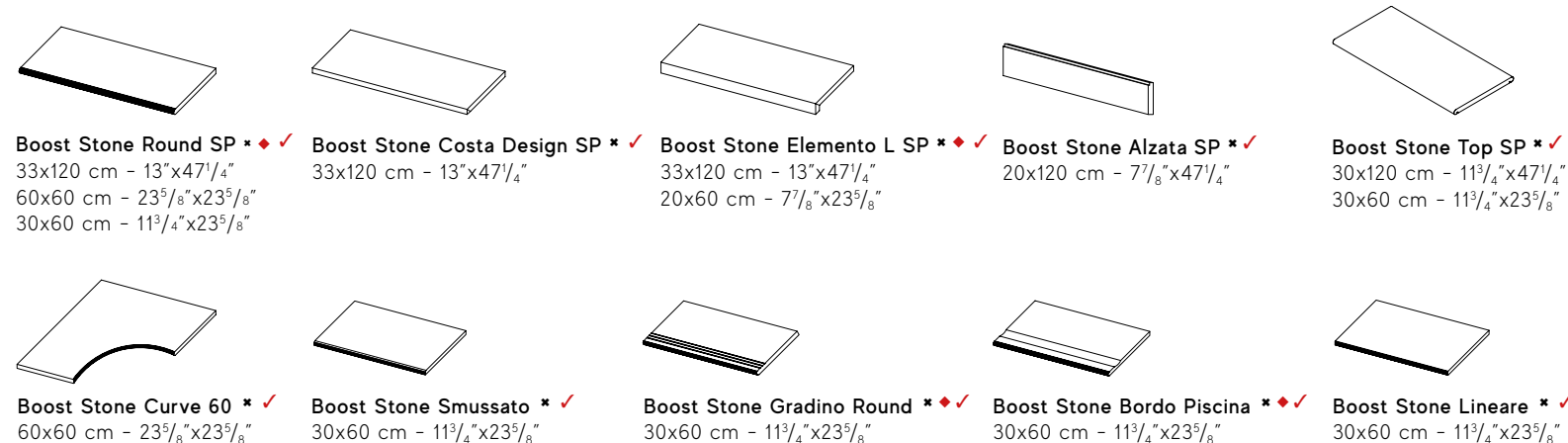
Boost Stone Battiscopa Sagomato Matt Sx/Dx ✓
7,2x30 cm - 2 7/8"x11 3/4"

✓ These parts are supplied to order / I pezzi sono disponibili su ordinazione

Outdoor trim tiles



Outdoor trim tiles ± 20 mm



Boost Stone Griglia * ✓
15x60 cm - 5 7/8"x23 5/8"
20x60 cm - 7 7/8"x23 5/8"

Available in / Disponibile in:

- * White, Cream, Clay, Grey, Smoke, Tarmac
- ✓ These parts are supplied to order / I pezzi sono disponibili su ordinazione
- ◆ Right-left angular elements are available / Sono disponibili gli elementi angolari dx/sx

Outdoor Porcelain tiles ± 20 mm

For further details on the 20mm thick products, related trim pieces and installation systems - in particular for recommendations and precautions during installation- please refer to the Outdoor Design section on the Atlas Concorde website or to the Outdoor Design catalogue. Per dettagli sul prodotto e sui relativi pezzi speciali in 20mm di spessore, per i sistemi di posa e, in particolare, per raccomandazioni, accorgimenti e precauzioni in fase di posa e progettazione, si raccomanda di prendere visione del catalogo Outdoor Design e della sezione Outdoor Design del sito Atlas Concorde. - Pour plus de renseignements sur le produit, les pièces spéciales de 20mm d'épaisseur et sur les systèmes de pose, ainsi que pour tous conseils et recommandations et précautions d'emploi pendant la pose ou en phase de conception, nous vous recommandons de lire le catalogue Outdoor Design et de consulter la section Outdoor Design sur le site d'Atlas Concorde. - Bitte beachten Sie die detaillierten Informationen zum Produkt und zu den zugehörigen Formteilen in 20mm Stärke, zu den Verlegesystemen sowie vor allem die Empfehlungen, Tipps und bei der Planung und Verlegung zu beachtenden Vorsichtsmaßnahmen, die im Katalog Outdoor Design sowie im Bereich Outdoor Design der Atlas Concorde-Website aufgeführt sind. - Para mayor información sobre el producto y sus relativas piezas especiales de 20mm de grosor, para los sistemas de colocación, y en particular, para las recomendaciones, cautelas y precauciones en la fase de colocación y diseño, se recomienda consultar el catálogo Outdoor Design y la sección Outdoor Design del sitio Atlas Concorde. - Подробнее о плитках и о специальных элементах толщиной 20мм, о системах монтажа, о мерах предосторожности при проектировании и укладке можно узнать в каталоге Outdoor Design и в разделе Outdoor Design на сайте Atlas Concorde.



© Ceramiche Atlas Concorde

INDEX



OVERVIEW



IMAGE GALLERY



PRODUCT RANGE & TECHNICAL SPECS.



SENSITECH

RANGE SUMMARY

TECHNICAL FEATURES

BOOST WORLD



SUSTAINABILITY



THE BENEFITS OF CERAMIC TILES





© Ceramiche Atlas Concorde

THANKS TO

GERVASONI
1882

www.gervasoni1882.it



www.zilioaldo.it



www.plinioilgiovane.com



www.monicamasiero.it



www.ivvnet.it

SOVET
ITALIA

www.sovet.com



www.zavaluce.it



www.ilgiardinodicorten.it



www.memedesign.it



www.lopificio.it



www.labottegadicasa.com



www.oway.it

bosa ★

www.bosatrade.com



www.axolight.it



www.tisettanta.it



Porcelain tiles - Rectified monocaliber

Compliant with standards EN 14411 annex G group B1a
Compliant with standards ISO 13006 annex G group B1a
Conforme alla norma EN 14411 Appendice G gruppo B1a
Conforme alla norma ISO 13006 Appendice G gruppo B1a

Gres porcellanato - Rettificato monocalibro

120x278 cm - 47 1/4" x 109 1/2" ± 6 mm
120x120 cm - 47 1/8" x 47 1/8" ± 9 mm
60x120 cm - 23 3/8" x 47 1/8" ± 9 mm
60x60 cm - 23 3/8" x 23 3/8" ± 9 mm
30x60 cm - 11 7/8" x 23 3/8" ± 9 mm

120x120 cm - 47 1/8" x 47 1/8" ± 20 mm
60x120 cm - 23 3/8" x 47 1/8" ± 20 mm
60x60 cm - 23 3/8" x 23 3/8" ± 20 mm

Technical features Caratteristiche tecniche	Test Method Metodo di prova	Requirements for nominal size N / Requisiti per dimensione nominale N			Porcelain tiles				
		7 cm ≤ N < 15 cm	N ≥ 15 cm		Matte Matte (e)	Matte ± 9 mm	Grip ± 9 mm	Outdoor ± 20 mm	
Length and width Lunghezza e larghezza	MM	(%)	(%)	(mm)	Suitable for Conforme	Suitable for Conforme	Suitable for Conforme	Suitable for Conforme	
		± 0.9 (*) Non-rect. ± 0.4 (*) Rect.	± 0.6 (*) Non-rect. ± 0.3 (*) Rect.	± 2.0 (*) Non-rect. ± 1.0 (*) Rect.					
		± 0.5 (**)	± 0.5 (**)	± 0.5 (**)					
Thickness Spessore	ISO 10545-2	± 0.8 (***) Non-rect. ± 0.4 (***) Rect.	± 0.5 (***) Non-rect. ± 0.3 (***) Rect.	± 1.5 (***) Non-rect. ± 0.8 (***) Rect.	Suitable for Conforme	Suitable for Conforme	Suitable for Conforme	Suitable for Conforme	
Straightness of sides Rettilinearità degli spigoli		± 0.8 (****) Non-rect. ± 0.4 (****) Rect.	± 0.5 (****) Non-rect. ± 0.3 (****) Rect.	± 2.0 (****) Non-rect. ± 1.5 (****) Rect.	Suitable for Conforme	Suitable for Conforme	Suitable for Conforme	Suitable for Conforme	
Rectangularity (Measurement only on short edges when L/l ≥ 3) Ortogonalità (Misurazione da condurre solo sui lati corti quando L/l ≥ 3)		c.c. ± 0.8 Non-rect. c.c. ± 0.6 Rect.	c.c. ± 0.5 Non-rect. c.c. ± 0.4 Rect.	c.c. ± 2.0 Non-rect. c.c. ± 1.8 Rect.	Suitable for Conforme	Suitable for Conforme	Suitable for Conforme	Suitable for Conforme	
Surface flatness Planarità	ISO 10545-2	e.c. ± 0.8 Non-rect. e.c. ± 0.6 Rect.	e.c. ± 0.5 Non-rect. e.c. ± 0.4 Rect.	e.c. ± 2.0 Non-rect. e.c. ± 1.8 Rect.	Suitable for Conforme	Suitable for Conforme	Suitable for Conforme	Suitable for Conforme	
Water absorption (in% by mass) Massa d'acqua assorbita (come % della massa)		ISO 10545-3	E _v ≤ 0.5% Individual Maximum 0.6% E _v ≤ 0.5% Valore massimo singolo 0.6%			≤ 0.1 %	≤ 0.1 %	≤ 0.1 %	≤ 0.1 %
ASTM C373		Requirement ANSI A1371-2017 Water absorption max ≤ 0.5%			≤ 0.5 %	≤ 0.5 %	≤ 0.5 %	≤ 0.5 %	
Breaking strength Sforzo di rottura	ISO 10545-4	S ≥ 700N (for thickness < 7.5 mm - per spessore < 7.5 mm) S ≥ 1300N (for thickness ≥ 7.5 mm - per spessore ≥ 7.5 mm)			S ≥ 1500 N	S ≥ 1000 N	S ≥ 1500 N	S ≥ 10000 N	
Modulus of rupture Resistenza alla flessione		R ≥ 35 N/mm ²			R ≥ 40 N/mm ²	R ≥ 40 N/mm ²	R ≥ 40 N/mm ²	R ≥ 45 N/mm ²	
Bending strength and breaking load Resistenza a flessione e al carico di rottura (4)/(5)	EN 1339 Annex F	-			-	-	-	≥ T11 120x120 60x60 ≥ U4 60x120	
Impact resistance, as coefficient of restitution Resistenza all'impatto, espresso come coefficiente di restituzione	ISO 10545-5	Declared value Valore dichiarato			≥ 0.55	≥ 0.55	≥ 0.55	≥ 0.55	
Mohs hardness Durezza Mohs	EN 101	-			6	6	8	8	
Resistance to deep abrasion of unglazed tiles (removed volume) Resistenza all'abrasione profonda delle piastrelle non smaltate (volume materiale asportato)	ISO 10545-6	≤ 175 mm ³			≤ 150 mm ³	≤ 150 mm ³	≤ 150 mm ³	≤ 150 mm ³	
Coefficient of thermal linear expansion Coefficiente di dilatazione termica lineare	ISO 10545-8	Declared value Valore dichiarato			≤ 7MK ⁻¹	≤ 7MK ⁻¹	≤ 7MK ⁻¹	≤ 7MK ⁻¹	
Thermal shock resistance Resistenza agli sbalzi termici	ISO 10545-9	Pass according to EN ISO 10545-1 Test superato in accordo con ISO 10545-1			Resistant Resiste	Resistant Resiste	Resistant Resiste	Resistant Resiste	
Moisture expansion (in mm/m) Dilatazione all'umidità (in mm/m)	ISO 10545-10	Declared value Valore dichiarato			≤ 0.01% (0.1mm/m)	≤ 0.01% (0.1mm/m)	≤ 0.01% (0.1mm/m)	≤ 0.01% (0.1mm/m)	
Frost resistance Resistenza al gelo	ISO 10545-12	Pass according to EN ISO 10545-1 Test superato in accordo con ISO 10545-1			Resistant Resiste	Resistant Resiste	Resistant Resiste	Resistant Resiste	
Bond strength/adhesion for improved cementitious adhesives Adesione a trazione con adesivi cementizi migliorati	EN 1348	Declared value Valore dichiarato			≥ 1.0 N/mm ² (Class C2 - EN 12004)	≥ 1.0 N/mm ² (Class C2 - EN 12004)	≥ 1.0 N/mm ² (Class C2 - EN 12004)	≥ 1.0 N/mm ² (Class C2 - EN 12004)	
Reaction to fire Reazione al fuoco	-	Class A1 or A1 _s Classe A1 oppure A1 _s			A1 - A1 _s	A1 - A1 _s	A1 - A1 _s	A1 - A1 _s	
Resistance to household chemicals and swimming pool salts Resistenza ai prodotti chimici di uso domestico e agli additivi per piscina	ISO 10545-13	Minimum Class B Classe minima B			A	A	A	A	
Resistance to low concentrations of acids and alkalis Resistenza a basse concentrazioni di acidi e alcali		Declared Class Classe dichiarata			LA	LA	LA	LA	
Resistance to high concentrations of acids and alkalis Resistenza ad alte concentrazioni di acidi e alcali		Declared Class Classe dichiarata			HA	HA	HA	HA	
Resistance to staining, for unglazed tiles Resistenza alle macchie per piastrelle non smaltate	ISO 10545-14	Declared Class Classe dichiarata			5	5	5	5	
Shod Ramp Test Metodo della rampa "calzato"	EN 16165 ANNEX B (EX DIN 51130)	Declared value Valore dichiarato			R10	R9	R11	R11	
Barfoot Ramp Test Metodo della rampa a piedi nudi	EN 16165 ANNEX A (EX DIN 51097)	Declared value Valore dichiarato			A+B	A	A+B+C	A+B+C	
Pendulum Friction Test Metodo del Pendolo	BS 7976	PTV ≥ 36 classifies the surface as "low slip risk"			≥ 36 Dry ≥ 36 Wet	(●)	≥ 36 Dry ≥ 36 Wet	≥ 36 Dry ≥ 36 Wet	
	AS 4586	Declared Classification of the new pedestrian surface materials according to the Pendulum Test			Class P3	(●●)	Class P4	Class P4	
Coefficient of friction (COF) Coefficiente di attrito	UNE-ENV 12633	Declared value Valore dichiarato			Class C2	(●●●)	Class C3	Class C3	
	B.C.R.A. Rep. CEC/81	D. M. 236/89 del 14/06/89 μ > 0.40 per elemento scivolanone cuoio su pavimentazione asciutta μ > 0.40 per elemento scivolanone gomma dura su pavimentazione bagnata			> 0.40 Asciutto > 0.40 Bagnato	> 0.40 Asciutto > 0.40 Bagnato	> 0.40 Asciutto > 0.40 Bagnato	> 0.40 Asciutto > 0.40 Bagnato	
Dynamic coefficient of friction (DCOF) Coefficiente di attrito dinamico	ANSI A 326.3	-			wet DCOF ≥ 0.50	wet DCOF ≥ 0.42	wet DCOF ≥ 0.55	wet DCOF ≥ 0.55	

(*) The permissible deviation, in % or mm, of the average size for each tile (2 or 4 sides) from work size (WS). Deviazione ammissibile, in % oppure mm, della dimensione media di ogni piastrella (2 oppure 4 lati) dalla dimensione di fabbricazione (WS).
 (**) The permissible deviation, in % or mm, of the average thickness for each tile from the work size thickness (WS). Deviazione ammissibile, in % oppure mm, dello spessore medio di ogni piastrella dallo spessore riportato nella dimensione di fabbricazione (WS).
 (***) The maximum permissible deviation from straightness, in % or mm, related to the corresponding work sizes (WS). Deviazione massima ammissibile di rettilinearità, in % oppure mm, in rapporto alle dimensioni di fabbricazione (WS) corrispondenti.
 (****) The maximum permissible deviation from rectangularity, in % or mm, related to the corresponding work sizes (WS). Deviazione massima ammissibile di ortogonalità, in % oppure mm, in rapporto alle dimensioni di fabbricazione (WS) corrispondenti.
 c.c. The maximum permissible deviation from centre curvature, in % or mm, related to diagonal calculated from the work size (WS). Deviazione massima ammissibile della curvatura del centro, in % oppure mm, in rapporto alla diagonale calcolata secondo le dimensioni di fabbricazione (WS).
 e.c. The maximum permissible deviation from edge curvature, in % or mm, related to the corresponding work sizes (WS). Deviazione massima ammissibile della curvatura dello spigolo, in % oppure mm, in rapporto alle dimensioni di fabbricazione (WS) corrispondenti.
 w The maximum permissible deviation from warpage, in % or mm, related to diagonal calculated from the work sizes (WS). Deviazione massima ammissibile dello sverglamento, in % oppure mm, in rapporto alla diagonale calcolata secondo le dimensioni di fabbricazione (WS).
 (1) Determination of slip resistance of pedestrian surfaces; it does not cover sports surfaces and road surfaces for vehicles (skid resistance). Determinazione della resistenza allo scivolamento delle superfici pedonabili; non si applica alle pavimentazioni sportive ed alle pavimentazioni stradali veicolari.
 (2) Anti-slip performance is guaranteed at the time of delivery of the product. Le prestazioni anti-slip vengono garantite al momento della consegna del prodotto.
 (3) However, tiles with a DCOF of 0.42 or greater are not necessarily suitable for all projects. The specifier shall determine tiles appropriate for specific project conditions, considering by way of example, but not in limitation, type of use, traffic, expected contaminants, expected maintenance, expected wear, and manufacturers guidelines and recommendations.
 (4) For further details, please refer to outdoor design general catalogue. Per maggiori informazioni riferirsi al catalogo generale Outdoor Design.
 (5) Only for products with 20 mm thickness. Solo per prodotti a 20mm di spessore.
 (e) PTV ≥ 36 Wet on demand / su richiesta
 (●●) P3 on demand / su richiesta
 (●●●) C2 on demand / su richiesta

INDEX

OVERVIEW

IMAGE GALLERY

PRODUCT RANGE & TECHNICAL SPECS.

SENSITECH

RANGE SUMMARY


TECHNICAL FEATURES

BOOST WORLD

SUSTAINABILITY

THE BENEFITS OF CERAMIC TILES

BOOSTWORLD



Porcelain tiles



160x320 cm - 63"x126"	± 6 mm								
160x160 cm - 63"x63"	± 6 mm								
120x278 cm - 47 1/4"x109 1/2"	± 6 mm	Matte	Matte	Matte	Matte	Matte	Matte	Matte	Matte
120x240 cm - 47 1/4"x94 1/2"	± 9 mm								
120x120 cm - 47 1/4"x47 1/4"	± 6 mm								
	± 9 mm	Matte (S)	Matte (S)	Matte (S)	Matte (S)	Matte (S)	Matte (S)	Matte (S)	Matte (S)
75x150 cm - 29 1/2"x59"	± 9 mm								
60x120 cm - 23 5/8"x47 1/4"	± 9 mm	Matte (S)	Matte (S)	Matte (S)	Matte (S)	Matte (S)	Matte (S)	Matte (S)	Matte (S)
75x75 cm - 29 1/2"x29 1/2"	± 9 mm								
37,5x75 cm - 14 3/4"x29 1/2"	± 9 mm								
60x60 cm - 23 5/8"x23 5/8"	± 9 mm	Matte (S)	Matte (S)	Matte (S)	Matte (S)	Matte (S)	Matte (S)	Matte (S)	Matte (S)
30x60 cm - 11 3/4"x23 5/8"	± 9 mm	Matte (S)	Matte (S)	Matte (S)	Matte (S)	Matte (S)	Matte (S)	Matte (S)	Matte (S)

Outdoor and Wet Areas

120x120 cm - 47 1/4"x47 1/4"	± 9 mm	Grip	Grip	Grip	Grip	Grip			
60x120 cm - 23 5/8"x47 1/4"	± 9 mm	Grip	Grip	Grip	Grip	Grip			
30x60 cm - 11 3/4"x23 5/8"	± 9 mm								
120x240 cm - 47 1/4"x94 1/2"	± 20 mm								
120x120 cm - 47 1/4"x47 1/4"	± 20 mm	Outdoor	Outdoor	Outdoor					
60x120 cm - 23 5/8"x47 1/4"	± 20 mm								
90x90 cm - 35 3/8"x35 3/8"	± 20 mm								
60x60 cm - 23 5/8"x23 5/8"	± 20 mm	Outdoor	Outdoor	Outdoor					


Atlas Plan

162x324 cm - 63 3/4"x127 1/2"	± 12 mm			Hammered					
> Non rectified - non rettificato	± 20 mm								

Wall tiles



50x120 cm - 19 5/8"x47 1/4"	± 8,5 mm	Matte	Matte	Matte
50x120 cm - 19 5/8"x47 1/4" 3D Brushed	± 8,5 mm	Matte	Matte	Matte
50x120 cm - 19 5/8"x47 1/4" 3D Texture	± 8,5 mm	Matte	Matte	Matte
50x120 cm - 19 5/8"x47 1/4" 3D Wave	± 8,5 mm	Matte	Matte	Matte



Matte	Matte	Matte
Matte (S)	Matte (S)	Matte (S)
Matte (S)	Matte (S)	Matte (S)
Matte (S)	Matte (S)	Matte (S)
Matte (S)	Matte (S)	Matte (S)

Grip	Grip	Grip
Outdoor	Outdoor	Outdoor
Outdoor	Outdoor	Outdoor
Outdoor	Outdoor	Outdoor



Boost World: System of surfaces

Boost World is a project featuring concrete- and stone-effect surfaces. A system of porcelain tiles and coordinated wall tiles that's unique in terms of style and potential combinations that Atlas Concorde has designed to meet the needs of contemporary architecture and interior design.

Boost World è un progetto di superfici effetto cemento ed effetto pietra. Un sistema di pavimenti in gres porcellanato e rivestimenti coordinati unico per stile e potenzialità combinatorie, che Atlas Concorde ha pensato per rispondere alle esigenze dell'architettura e dell'interior design contemporanei.

Boost World est un projet de surfaces effet béton et pierre. Un système de sols en grès cérame et de revêtements muraux coordonnés unique en termes de style et de potentiel combinatoire, qu'Atlas Concorde a conçu pour répondre aux besoins de l'architecture et du design d'intérieur contemporains.

Boost World ist ein Projekt aus Belägen in Zement- und Steinoptik. Ein System aus Feinsteinzeug-Bodenbelägen und passend darauf abgestimmten Wandbelägen von einzigartigem Stil und großem Kombinationspotenzial, das Atlas Concorde eigens für die zeitgenössische Architektur und das Innendesign entwickelt hat.

Boost World es un proyecto de superficies con efecto cemento y piedra. Un sistema de pavimentos de gres porcelánico y revestimientos a juego únicos por su estilo y potencialidad de combinación que Atlas Concorde ha diseñado para satisfacer las necesidades de la arquitectura y el diseño de interiores contemporáneos.

Boost World – это подборка коллекций плитки под цемент и камень. Речь идет о комплексной системе с уникальным потенциалом сочетаний, включающей напольный керамогранит и настенную плитку, которую компания Atlas Concorde разработала, чтобы удовлетворить даже самые взыскательные требования современной архитектуры и дизайна.

